



NOTTINGHAM CITY COUNCIL
WEST AREA COMMITTEE

Date: Wednesday, 17 June 2015

Time: 5.30 pm

Place: LB41 - Loxley House, Station Street, Nottingham, NG2 3NG

Councillors are requested to attend the above meeting to transact the following business

Acting Corporate Director for Resources

Governance Officer: James Welbourn **Direct Dial:** 0115 876 3288

AGENDA

Pages

- | | | |
|----------|---|---------|
| 1 | APPOINTMENT OF CHAIR | |
| 2 | APPOINTMENT OF VICE CHAIR | |
| 3 | APOLOGIES FOR ABSENCE | |
| 4 | DECLARATIONS OF INTERESTS | |
| 5 | MINUTES CONFIRMATION
To confirm the minutes for the meeting of 11 February 2015. | 3 - 12 |
| 6 | AREA CAPITAL FUND 2013-15 AND NOTTINGHAM CITY HOMES ENVIRONMENTAL SCHEMES, SEPTEMBER 2014 | 13 - 30 |
| 7 | ANTI SOCIAL BEHAVIOUR: PROBLEM SOLVING AND PERFORMANCE - POLICE
Verbal updates from Sgt Ian Cresswell (Aspley), and Sgt Gary Bulmer (Bilborough). | 31 - 40 |
| 8 | ANTI SOCIAL BEHAVIOUR: PROBLEM SOLVING AND PERFORMANCE - COMMUNITY PROTECTION
Verbal update from Simon Whalley | 41 - 46 |

9	USE OF CCTV AND ANTI SOCIAL BEHAVIOUR	47 - 58
	Update from Neil Harvey, CCTV Operations Manager at Nottingham City Council.	
10	NOTTINGHAM CITY HOMES REPORT	59 - 74
	Report presented by Nicky Jarvis, Nottingham City Homes.	
11	AREA CAPITAL FUND - UPDATE	75 - 82
12	WARD PERFORMANCE - UPDATE	83 - 118
13	DELEGATED AUTHORITY FUND - UPDATE	119 - 124
14	FUTURE MEETING DATES	
	To consider meeting on the following dates:	
	16/09/2015	
	11/11/2015	
	10/02/2016	

IF YOU NEED ANY ADVICE ON DECLARING AN INTEREST IN ANY ITEM ON THE AGENDA, PLEASE CONTACT THE CONSTITUTIONAL SERVICES OFFICER SHOWN ABOVE, IF POSSIBLE BEFORE THE DAY OF THE MEETING

CITIZENS ATTENDING MEETINGS ARE ASKED TO ARRIVE AT LEAST 15 MINUTES BEFORE THE START OF THE MEETING TO BE ISSUED WITH VISITOR BADGES

NOTTINGHAM CITY COUNCIL

WEST AREA COMMITTEE

MINUTES of the meeting held at Loxley House, Station Street, on 11 February 2015 from 5.30pm to 7.45pm

Membership

Present

Councillor Carole McCulloch (Chair)
 Councillor Wendy Smith
 Councillor Glyn Jenkins
 Councillor Mohammed Saghir
 Councillor Malcolm Wood

Absent

Councillor Graham Chapman
 Councillor Leon Unczur
 Councillor Marcia Watson

Community Representatives in attendance

- | | | |
|---|--------------------|--|
| | Jeni Smith | - Aspley / Bells Lane Partnership |
| ✓ | Bryan Mann | - Beechdale Community Centre |
| | Gill Bainbridge | - Bells Lane/Aspley Tenant and Resident Association |
| ✓ | Adrian Smith | - Birchover Community Centre |
| | Jessica Smith | - Denewood & District Tenant and Residents Association |
| ✓ | Vic Plant | - Neighbourhood Watch Council |
| | John Day | - Nottingham City Homes (tenant representative) |
| ✓ | Christine Willetts | - Nottingham Tartanaires Marching Band |

✓ indicates present at meeting

Colleagues, partners and others in attendance

- | | | |
|-------------------|---|-------------------------|
| Audrey Leach | - | Groundwork |
| John Davis |) | |
| Sioban Campbell |) | |
| Julianne Christou |) | |
| Mark Leavesley |) | Nottingham City Council |
| Heidi May |) | |
| Ryan Oliff |) | |
| Deborah Wilson |) | |
| Chris Holloway |) | |
| Elira Mano |) | Nottingham City Homes |
| Siobhan Reilly |) | |
| Toni Smithurst |) | |

34 APOLOGIES FOR ABSENCE

- | | | |
|--------------------|---|---|
| Councillor Chapman | - | annual leave |
| Councillor Unczur | - | other Council business |
| Councillor Watson | - | personal |
| John Day | - | Nottingham City Homes (tenant representative) |
| Jeni Smith | - | Aspley / Bells Lane Partnership |

35 DECLARATIONS OF INTERESTS

Councillor McCulloch declared an interest in agenda item 5 (minute 41), Area Jobs Plan, as a member of the Aspley / Bells Lane Partnership, which has received funding to provide services in the community. She stated that she did not consider this prevented her from taking part in discussion or from voting on the item.

36 MINUTES

The Committee confirmed the minutes of the meeting held on 3 December 2014 as a correct record and they were signed by the Chair.

At this point, Mr Plant requested that his email to the Neighbourhood Development Officers, regarding the meeting held on 3 December 2014, received on 6 December 2014, be included in the minutes. The Chair agreed to record the emailed comments (as follows):

'Can you please pass the following on to Councillor Carole McCulloch (Chair of the Committee) and Mark Leavesley (Governance Officer), as I have not got their contact details:

1. I found the above meeting got very rushed at the back end as I believe too many people had been booked to speak, therefore the agenda for future meetings needs to be looked at in relationship to the times allotted for each subject / speaker, as it is not very fair to the speakers at the end.
2. I believe the 'estimated start date' section in the LTP schemes report should either have a date shown or deleted as most are shown with 'tbc'. I also feel there should be a column showing the completed costs so you can see any surplus or any additional costs required.
3. I would also like to see a 'future proposed spend' for the 'Delegated Authority Spend' (by Councillors) as there seems to be a lot of 'balance remaining' which is to be 'brought forward' each year.

Regards

Vic Plant'

37 WARD PERFORMANCE

Sioban Campbell, Neighbourhood Development Officer, presented a report of the Director of Neighbourhood Services, which provided an update on key issues and themes in the wards, linked to local priorities and strategic themes in the Nottingham Plan 2020. The report provided summary updates on the following key themes:

- Ward priorities;
- Community engagement;
- Finance;
- Safer Nottingham - crime and anti-social behaviour;
- Neighbourhood Nottingham – cleansing and Environmental issues;

- Working Nottingham - unemployment rates;
- Healthy Nottingham – local health priorities;
- Housing;
- Community Protection;
- Fire.

Further to the report, Ms Campbell amended the following:

Page 18: Aspley Ward Finance - Ward Councillor Budget remaining should read £25,788.87.

Page 32: Bilborough Ward Finance – Ward Councillor Budget remaining should read £62,214.80.

RESOLVED to note the latest position in regard to ward performance against local priorities and strategic themes of the Nottingham Plan 2020.

38 AREA CAPITAL FUND 2013-15

Sioban Campbell, Neighbourhood Development Officer, presented a report of the Director of Neighbourhood Services, detailing the latest spend proposals under the Area Capital Fund 2013-15, including highways and footpaths, and Nottingham City Homes (NCH) Environmental Improvement funding.

RESOLVED

(1) to approve the following schemes:

<u>Location</u>	<u>Scheme</u>	<u>Cost (£)</u>
<u>Aspley</u>		
Amesbury Circus) TRO (parking)) 6,000
Wareham Close))
Bells Lane 2	- TRO (safety)	- 6,000
<u>Bilborough</u>		
Staverton Road 2	- crossings	- 10,000
<u>Leen Valley</u>		
Robins Wood Road	- dropped kerbs	- 5,000
Southwold Drive 2	- cycle route	- 17,000
St Margaret's Avenue	- foot path	- 42,342
Cheslyn Drive) lining) 1,000
Oakwood Drive))

(2) to note the remaining unallocated Area Capital Fund 2013-15 and NCH Environmental Improvement monies of Aspley (£3,000), Bilborough (£643) and Leen Valley (£5,746).

39 DELEGATED AUTHORITY SPEND

Sioban Campbell, Neighbourhood Development Officer, presented a report of the Director of Neighbourhood Services, detailing completed and ongoing projects and schemes in the Aspley, Bilborough and Leen Valley wards funded from Councillors' individual delegated ward allocations.

RESOLVED to note the projects and schemes funded from ward Councillor delegated budgets, and the latest funding position, as follows:

<u>Aspley Ward</u>	(£)
Minver Crescent Sports Centre	- 3,376.16
TravelRight Halloween	- 400.00
Aspley Ward Tree Maintenance	- 5,000.00
Balance brought forward 2013/14	- 31,252.63
Allocation 2014/15	- 33,195.00
Total available 2014/15	- 64,447.63
Total allocated (at 30/09/15)	- 38,658.76
Total available (at 30/09/15)	- 25,788.87
 <u>Bilborough Ward</u>	
Trees Firbeck Park	- 3,000.00
Computer classes Bilborough Library	- 10,000.00
Bilborough Ward Tree Maintenance	- 5,000.00
2015 Bracebridge Drive Christmas lights and Event	- 30,000.00
Balance Brought forward 2013/14	- 155,041.00
Allocation 2014/15	- 30,336.00
Total available 2014/15	- 185,377.00
Total allocated (at 30/09/15)	- 123,162.20
Total available (at 30/09/15)	- 62,214.80
 <u>Leen Valley Ward</u>	
Youth and play Christmas activities	- 495.00
Local Issues Fund	- 1,500.00
Environmental Issues Fund	- 1,500.00
Venue for English classes for Roma community	- 297.00
Balance Brought forward 2013/14	- 53,761.00
Allocation 2014/15	- 10,000.00
Total available 2014/15	- 63,741.00
Total allocated (at 30/09/15)	- 15,454.24
Total available (at 30/09/15)	- 48,286.76

40 NOTTINGHAM CITY HOMES

Further to minute 30 dated 3 December 2014, Chris Holloway, Nottingham City Homes, presented the report, detailing the latest position in West Area in regard to the Decent Homes Standard, the door and slate roof replacement programmes, regeneration and environmental schemes, key messages from the Tenant and Leasehold Congress and updates from Tenant's and Resident's Associations. The main points were as follows:

- **Denton Green, Broxtowe**

The new build of 4 x one-bed bungalows is well under way and a completion date of April 2015 is expected.

- **Cranwell Road, Strelley**

Project delayed due to a bat survey.

- **Keverne Court**

Passenger lift replacement to commence by end of financial year.

- **Lindfield Road, Broxtowe**

Work is ongoing for the creation of brick walls with a low level railing to sit on top, installing a single and double gate where necessary between numbers 177 and 252.

During discussion, Ward Councillors stated that NCH need to realise that 3-bed properties are not required in the Aspley area and more emphasis should be given to 1 and 2-bed dwellings instead.

RESOLVED to note the latest position in regard to Nottingham City Homes' works and performance.

41 AREA JOBS PLAN

The report was presented by Nigel Jackson, Employment and Skills Manager, and Audrey Leach, Groundwork. The main points were as follows:

- Nottingham City Council is committed to reducing unemployment and Groundwork is funded to co-ordinate employment and skills activity in West Area Wards. They engage with the local community to attempt to remove barriers which are causing unemployment;
- there are 5 key priorities:
 - increase the employment rate of the working age population;
 - increase the number of adults with Level 2 Skills;
 - lead and deliver a community coordination strategy for employment and training;

- incorporate financial inclusion, benefit and debt advice in provision;
- deliver a programme of community recruitment and information events;
- Groundwork work with partners to engage those in the community who are the hardest to reach. They work on 3 key areas - work ethics, English and maths skills and work experience;
- West Area has a diverse range of residents and is one of the most deprived areas in the city;
- work is ongoing with local schools to ensure that support is being offered to young people and that employability is on the school's agenda;
- help is being provided to local smaller communities (such as to the Kurdish community in Area 5) to assist in increasing their employability;
- self-referral is now permitted to allow more people to enter the programme, with 21 new starters in the last 6 months;
- the programme is placing a high focus on literacy and numeracy skills as those are considered most important by prospective employers;
- the Jobs Plan is area-focussed so includes all agencies, not just Groundwork..

RESOLVED to note the actions in the plan and thank Mr Jackson and Ms Leach for the informative presentation.

42 'FIT IN THE COMMUNITY' PROJECT

Siobhan Reilly (Project Development Officer) presented the report. The main points were as follows:

- Fit in the Community is a three year sports project which is being run between Nottingham City Council and Nottingham City Homes (NCH);
- the aim of the project is to get 5,500 social housing tenants more active. This has been broken down into 3 age groups - 14-24, 25-59 and 60+;
- the project is looking at making sports in the community more accessible and to provide potential users with training and support;
- NCH staff, neighbourhood police, community groups and champions all help to engage and identify potential users. The sessions which are offered are free and NCH tenants can also access volunteering opportunities in a wide range of training, including first aid, disability awareness and safeguarding;
- to date, almost 1,000 tenants and city residents have taken part in the project;
- the next steps are to:

- increase participation by women and girls, linking to the 'This Girl Can' campaign;
- continue to build the community workforce and to develop casual community coaches and community volunteers;
- work with Activity Co-ordinators to develop the offer within independent living schemes;
- continue effective working with existing partners and continue to develop relationships with new ones.

In response to questions from the committee, the following additional information was provided:

- NCH provide the statistics, including residency details, so monitoring of where users live can be undertaken;
- the project was trialled in Aspley and St Ann's and work is undertaken in each ward for 4 weeks at a time. Officers are looking at extending the scheme across the whole city;
- residents who do not live in an NCH property are also targeted by officers;
- Community Champions are used to promote local activities and sessions and details are included in the NCH newsletter;
- groups that already exist and meet are approached, in order for members to be signposted to relevant activities;
- a webpage is available for 'Fit in the Community', through the NCH website, which allows users to find activities local to them;
- TV adverts are helping to promote sports. However, advertising needs to be more 'local level' and it needs to be relevant for the audience it is aimed at.

RESOLVED to note the report and thank Ms Reilly for the informative presentation.

43 NOTTINGHAM CITY SERVICES

The Committee received a presentation by Heidi May, North Locality Manager (Neighbourhood Services), regarding the work of City Services, which includes services such as street cleaning, bin collections and graffiti removal. The main points were as follows:

- 90% of reported fly tipping, graffiti and dog fouling was cleared within 48 hours and every street in the city is included in a 12-month cycle of inspection;
- the cleansing index scores for January 2015 were - Aspley 87%, Bilborough 88% and Leen Valley 88%;
- there was now a more flexible workforce, which meant that issues got resolved quicker. Partnership working has also led to quicker resolutions;

- challenges to productivity are bins wrongly presented, dog fouling, fly tipping etc and the public need educating to change behaviours;
- proposals for 2015 include a bin sensor pilot for Aspley, new ways of working to improve productivity, moving apprentices into full time vacancies and income generation.

RESOLVED that the thanks of the Committee to Ms May for the informative presentation be recorded.

44 BULKY WASTE SERVICES

The Committee received a presentation by Ryan Oliff, Waste and Recycling Team Leader, regarding the work of the Bulky Waste Service, which includes bin and skip collections. The main points were as follows:

- in 2014, the service emptied over 7 million bins, collected 50,000+ bulky waste jobs, delivered 7,500 new or replacement bins and removed 1,500 abandoned bins;
- 'bulky waste' is classed as household items that are too big for the normal bin, and the service will also collect 'white goods' and electrical items (by appointment only);
- the service is in different areas of the city each day, with West area being on a Wednesday, and is free for city residents;
- the waste collected is taken to Wastecycle, Colwick, where it gets sorted and recycled etc.

RESOLVED that the thanks of the Committee to Mr Oliff for the informative presentation be recorded.

45 NOTTINGHAM CITY HOMES

The Committee received a presentation by Chris Holloway, Nottingham City Homes (NCH), regarding the work they undertook to meet the 'Neighbourhood Nottingham' theme of the Nottingham Plan 2020. The main points were as follows:

- what is working well:
 - partnership arrangements;
 - strict enforcement (fly tipping, graffiti etc);
 - Responsible Tenant Reward;
 - skips (hire, collection etc);
- challenges:
 - Welfare Reform and the current economic downturn;
 - disputed ownership;
 - available resources;
 - staff turnover and vacancies;

- plans for 2015 include:
 - a move from the 'Decent Homes Standard' to a 'Decent Neighbourhoods' programme;
 - improving Green Spaces (such as Munford Circus);
 - creating dementia-friendly gardens and public spaces;
 - creating new allotments and 'grow your own' opportunities.

RESOLVED that the thanks of the Committee to Mr Holloway for the informative presentation be recorded.

46 COMMUNITY PROTECTION SERVICES

The Committee received a presentation by John Davis, North Locality Manager (Community Protection), regarding the service. The main points were as follows:

- Community Protection is a nationally unique service created to tackle ASB and enviro-crime;
- the service includes:
 - 100 Community Protection Officers and 30 auxiliary CPOs - providing a visible presence in neighbourhoods;
 - Enforcement Officers – investigate serious ASB and enviro-crime, provide witness care and compile court cases (and attend as a professional witness if required);
 - Environmental Health – deal with issues such as housing standards, pest control, dog wardens and pollution control;
 - Trading Standards – customer protection providers;
 - Food Safety – ensure all food sold in the City is safe to eat and provide a food hygiene rating of businesses;
 - Parking Services – Civil Enforcement Officers (parking wardens) enforce yellow lines, zig-zags, parking meters etc;
 - CCTV - monitoring of 203 street cameras and 1,000 high-rise flats cameras (also monitor flats' fire alarms and door-entry systems);
 - taxi licensing for all hackney carriage and private hire taxis in the City (including enforcement and customer complaints).

RESOLVED that the thanks of the Committee to Mr Davis for the informative presentation be recorded.

This page is intentionally left blank

WEST AREA COMMITTEE
17 JUNE 2015

Title:	AREA CAPITAL FUND 2013/15 AND NOTTINGHAM CITY HOMES ENVIRONMENTAL SCHEMES - UPDATE	
Head of service:	Debra La Mola Head of Democratic Services	Wards affected: Aspley, Bilborough, Leen Valley
Report author:	James Welbourn Governance Officer	
Other colleagues who have provided input:	Mark Leavesley Governance Officer	

Relevant Council Plan Strategic Priority:

Cutting unemployment by a quarter	<input type="checkbox"/>
Cut crime and anti-social behaviour	<input type="checkbox"/>
Ensure more school leavers get a job, training or further education than any other City	<input type="checkbox"/>
Your neighbourhood as clean as the City Centre	<input type="checkbox"/>
Help keep your energy bills down	<input type="checkbox"/>
Good access to public transport	<input type="checkbox"/>
Nottingham has a good mix of housing	<input type="checkbox"/>
Nottingham is a good place to do business, invest and create jobs	<input type="checkbox"/>
Nottingham offers a wide range of leisure activities, parks and sporting events	<input type="checkbox"/>
Support early intervention activities	<input type="checkbox"/>
Deliver effective, value for money services to our citizens	<input type="checkbox"/>

Summary of issues

At its meeting on 24 September 2014, this Committee considered a report detailing spending proposals under Area Capital Funding and NCH Environmental Improvements . The report's recommendations were approved in their entirety. However, it has now come to light that an error was made in recording the Committee's decision which was only partially minuted. The purpose of this report therefore, for the avoidance of doubt, is to confirm that all the schemes were approved for funding (or, where applicable, de-committed) as set out in the report to the September meeting. .

Recommendation

That, further to minute 17 dated 24 September 2014, the Committee confirms its previous approval of all the funding proposals as set out in the attached appendices 1 and 2 to the original report considered at the September meeting.

REASONS FOR RECOMMENDATION

- 1.1 To ensure that the intentions of this Committee in terms of its approval of funding proposals are correctly recorded and clarified.

2. BACKGROUND (INCLUDING OUTCOMES OF CONSULTATION)

- 2.1 As the summary to this report explains, there was an error in recording a decision of this Committee. The report presented to the 24 September 2014 meeting is attached to provide context and its appendices contain full details of the schemes previously agreed by the Committee as per the recommendations to it.

3. OTHER OPTIONS CONSIDERED IN MAKING RECOMMENDATIONS

- 3.1 Not to draw the error to the committee's attention but this would result in lack of clarity and create the potential for confusion about authority for the progression of schemes.

4. FINANCIAL IMPLICATIONS (INCLUDING VALUE FOR MONEY/VAT)

- 4.1 None in respect of the issues raised in this report.

5. RISK MANAGEMENT ISSUES (INCLUDING LEGAL IMPLICATIONS AND CRIME AND DISORDER ACT IMPLICATIONS)

- 5.1 Addressing the error made will provide clarity around decisions taken and guard against confusion about authorisation for spend.

6. EQUALITY IMPACT ASSESSMENT

- 6.1 Not required.

7. LIST OF BACKGROUND PAPERS OTHER THAN PUBLISHED WORKS OR THOSE DISCLOSING CONFIDENTIAL OR EXEMPT INFORMATION

- 7.1 None

8. PUBLISHED DOCUMENTS REFERRED TO IN COMPILING THIS REPORT

- 8.1 Area Capital Fund 2013/15 and Nottingham City Homes Environmental Schemes – Update – report to West Area Committee, 24 September 2014 and minutes of that meeting.

ATTACHMENT - ORIGINAL REPORT

WEST AREA COMMITTEE
24 SEPTEMBER 2014

Title:	AREA CAPITAL FUND 2013/15 AND NOTTINGHAM CITY HOMES ENVIRONMENTAL SCHEMES - UPDATE	
Director:	Andy Vaughan Director of Neighbourhood Services	Wards affected: Aspley, Bilborough, Leen Valley
Report author:	Sioban Campbell Neighbourhood Development Officer – Aspley Ward 0115 8833738 or sioban.campbell@nottinghamcity.gov.uk	
Other colleagues who have provided input:	<p>Nancy Hudson, Projects Officer, Highway Services Tel: 0115 8765633 or nancy.hudson@nottinghamcity.gov.uk</p> <p>Julianne Christou Neighbourhood Development Officer – Bilborough Ward 0115 8833739 or julianne.christou@nottinghamcity.gov.uk</p> <p>Deborah Wilson Neighbourhood Development Officer – Leen Valley Ward 0115 8833741 or deborah.wilson@nottinghamcity.gov.uk</p>	
Relevant Council Plan Strategic Priority:		
Cutting unemployment by a quarter		<input type="checkbox"/>
Cut crime and anti-social behaviour		<input checked="" type="checkbox"/>
Ensure more school leavers get a job, training or further education than any other City		<input type="checkbox"/>
Your neighbourhood as clean as the City Centre		<input checked="" type="checkbox"/>
Help keep your energy bills down		<input type="checkbox"/>
Good access to public transport		<input type="checkbox"/>
Nottingham has a good mix of housing		<input type="checkbox"/>
Nottingham is a good place to do business, invest and create jobs		<input checked="" type="checkbox"/>
Nottingham offers a wide range of leisure activities, parks and sporting events		<input checked="" type="checkbox"/>
Support early intervention activities		<input type="checkbox"/>
Deliver effective, value for money services to our citizens		<input checked="" type="checkbox"/>
Summary of issues		
This report provides Councillors with the latest spend proposals under the Area Capital Fund and Nottingham City Homes (NCH) Environmental Improvements.		
Recommendations		
That the Committee:		
(a) notes the Area Capital Fund and NCH Environmental Improvements monies available to Aspley, Bilborough and Leen Valley wards as outlined in Appendices 1 and 2;		

- (b) approves the committed schemes for Leen Valley and Bilborough Wards and the decommitted scheme in the Bilborough Ward as highlighted in Appendices 1 and 2.

1. REASONS FOR RECOMMENDATIONS

- 1.1 The Nottingham LTP strategy 2011-2026 maintains a commitment to deliver local transport improvements across Nottingham's Neighbourhoods and prioritises small scale transport improvements of importance to local communities.
- 1.2 As part of the budget process Nottingham City Council approved in March 2013 an LTP capital allocation of £2.5 million citywide for 2013-15.
- 1.3 To give opportunity for the Area Committee to make comment on suggested schemes and their progress.

2. BACKGROUND (INCLUDING OUTCOMES OF CONSULTATION)

- 2.2 The Area Capital Programme was established to improve the environment of the neighbourhoods and to create a sense of place for residents in order to improve the quality of life of local people. Since it was established in 2006 to meet the then corporate priority of 'Transforming Neighbourhoods', the Area Capital Fund has included a total programme expenditure portfolio of £40 million. The improvements that have been carried out to date using this programme, have included: footpaths, fences, visual enhancements to public realm, refurbishment of parks and improvements to public buildings.
- 2.3 Resources are allocated from the Nottingham City Council general fund, the Local Transport Plan (LTP) and from the Housing revenue Account. To achieve a joint approach to environmental improvements in neighbourhoods, a greater degree of flexibility has been established to prioritise and deliver improvements so that there is a synergy in local solutions for local issues across neighbourhoods.
- 2.4 The programme of works is a rolling programme. There have been instances where schemes are started, with strong community involvement and interest, only to be altered at a later stage due to changing circumstances such as economic conditions and changes in land values.
- 2.5 The Area Committee, particularly community representatives, are invited to comment specifically on those schemes identified in the proposals column and also to consider whether certain schemes can be linked to other programmes of work in order to generate best value and create a greater impact on the local area.

3. OTHER OPTIONS CONSIDERED IN MAKING RECOMMENDATIONS

- 3.1 None

4. FINANCIAL IMPLICATIONS (INCLUDING VALUE FOR MONEY/VAT)

- 4.1 Bringing together the various strands which form part of the Area Capital Programme enables the City Council to respond efficiently in delivering on public realm improvements as identified by local people.

5. **RISK MANAGEMENT ISSUES (INCLUDING LEGAL IMPLICATIONS AND CRIME AND DISORDER ACT IMPLICATIONS)**

5.1 A risk register has been produced which is regularly monitored.

6. **EQUALITY IMPACT ASSESSMENT**

6.1 Not required.

7. **LIST OF BACKGROUND PAPERS OTHER THAN PUBLISHED WORKS OR THOSE DISCLOSING CONFIDENTIAL OR EXEMPT INFORMATION**

7.1 Highways Framework Agreement.

8. **PUBLISHED DOCUMENTS REFERRED TO IN COMPILING THIS REPORT**

8.1 Executive Board Report, 19 February 2013, as part of Item 14, Medium Term Financial Plan 2013/14-2015/16, under Annex 3, Draft Capital Programme.

Aspley Area Capital 2013 - 2015 Programme

Aspley LTP schemes

Location	Type	Councillor Prioritised / Area Committee Approved	Estimate	Estimated start date	Comp	Details
Green bays scheme 1	Parking Bays	Approved 31 March 2014	£60,000			Part of the Aspley Ward Parking programme
Snickett Scheme 3	Vehicular Access	Approved 31 March 2014	£60,000			
Snickett Scheme 4	Vehicular Access	Approved 31 March 2014	£59,500			
Bells Lane	Traffic calming	Approved November 2013	£15,000			Traffic calming and speed reduction measures on Bells Lane
Bells Lane	Lining	Approved May 2013	£1,500			Install "Slow" markings on Bells Lane

Total LTP schemes* £196,000

Aspley Public Realm schemes

Location	Type	Councillor Prioritised / Area Committee Approved	Estimate	Estimated start date	Comp	Details
Minver Crescent	footpaths	Prioritised 1 May 2014	£58,800			Cllr contribution to the northern footpath section of the Minver Crescent carriageway and footpath works.
Woodfield Road Phase 2	Wall Scheme	Prioritised 31 March 2014	£60,454	May/June 2014		Partnership scheme with NCH; continuation of Woodfield Road Walls Phase 1
Aspley Ward	Skip	Approved November 2013	£10,000			Contribution to 2013 Aspley Ward Skip Scheme

Total Public Realm schemes** £129,254

Aspley decommitments

Location	Type	Reason	Amount	Details

Total Decommited*** £0

Total 2013-2015 LTP allocation £196,000

LTP carried forward from 2011-2013 £0

2013 - 2014 Public Realm allocation £58,800

Public Realm carried forward £11,654

2014 – 2015 Public Realm allocation £58,800

Total Available 2013 - 2015 ACF £325,254

*Less LTP schemes - £196,000

**Less Public Realm schemes - £129,254

***Decommited funds + £0

Remaining available balance £0

LTP element remaining £0 £0

Public Realm element remaining

£0 £58,800

Bilborough Area Capital 2013 – 2015**Bilborough LTP schemes**

Location	Type	Councillor Prioritised / Area Committee Approved	Estimate	Estimated start date	Completed	Details
Melford Road	Footpaths	Approved November 2013	£67,570	March 2014	Yes	Footpath resurfacing to remainder of Melford Road - any surplus to be decommitted - total cost £129,134
Fremont Drive	Crossing Improvements	Approved November 2013	£2,000			Additional contribution to previously approved scheme
Access Rd off Cockington Rd	Lining	Approved September 2013	£5,000			School Clearway markings and parking restrictions on approach road.
Park Crescent	TRO	Approved September 2013	£5,000			Junction protection
Fremont Drive	Crossing Improvements	Approved September 2013	£10,000			Improve crossing provision at Wigman Road junction
Various	Zebrites	Approved September 2013	£15,000			Install Zebrites on Bracebridge Drive and Beechdale Road crossings.
Staverton Road	Footpaths	Approved September 2013	£42,048		Yes	Footpath resurfacing between Graylands Road and Orion Close
Graylands Road	Footpaths	Approved September 2013	£23,383		Yes	Footpath resurfacing between Bracebridge Drive and Staverton Road
Melford Road	Footpaths	Approved September 2013	£48,436		Yes	Footpath resurfacing between Bracebridge Drive and Caincross Road
Various	TRO	Approved September 2013	£15,000			Contribution towards TRO on Wigman Road, Glaisdale Drive West & Denholme Road

Total LTP schemes*

£233,437

Bilborough Public Realm schemes

Location	Type	Councillor Prioritised / Area Committee Approved	Estimate	Estimated start date	Completed	Details
Wigman Road	zebra crossing	Prioritised 11 September 2014	£43,108			Installation of zebra crossing on Wigman Road
Wigman Road	Feasibility Study	Approved May 2014	£3,000			Enhanced feasibility study into zebra crossings at two identified sites on Wigman Road
Birchover Road	Survey	Approved May 2014	£600			One week speed survey on Birchover Road
Bilborough Ward	Consultation	Approved May 2014	£1,000			Parking consultation in Beechdale and

Parking						Glaisdale areas
Bilborough Park	Footpath	Approved February 2014	£12,500			Installation of footpath from Stanwick Close and Calveley Road towards Wigman Road (contribution to £27,500 scheme)
Bilborough Ward	Benches	Approved February 2014	£12,000		Decommit-ted	Purchase and installation of benches across Bilborough Ward
Melford Road	Footpaths	Approved November 2013	£61,564	March 2014	Yes	PR contribution to footpath resurfacing above-total cost £129,134

Total Public Realm schemes** £133,772

Bilborough decommitments

Location	Type	Reason	Amount	Details
Previously Decommited schemes			£15,750	
Melford Road	Footpaths	Underspend on footpath works	£4,134	

Total De-committed*** £19,884

2013-2015 LTP allocation	£166,000
LTP carried forward from 2011-2013	£67,437
2013 - 2014 Public Realm allocation	£49,800
Public Realm carried forward	£36,181
2014 - 2015 Public Realm allocation	£49,800
Total Available 2013 - 2015 ACF	£369,218
*Less LTP schemes	- £233,437
**Less Public Realm schemes	- £133,772
***Decommited funds	+ £19,884
Remaining available balance	£21,893
LTP element remaining	£0
Public Realm element remaining	£21,893

Leen Valley Area Capital 2013 - 2015 Programme

Leen Valley LTP schemes


Location	Type	Councillor Prioritised / Area Committee Approved	Estimate	Estimated start date	Completed	Details
Trentham Drive	VAS	Prioritised 16 July 2014	£3,500			Investigation costs for decommitted scheme on Trentham Drive
Southwold Drive	Feasibility Study	Prioritised 11 July 2014	£2,000			Undertake a feasibility study for the implementation of a one-way system and associated costs
Beechdale Road	TRO	Approved May 2014	£6,800			Package of measures to ensure clear access to Doctor's Surgery
Chadwick Road	Road safety	Approved February 2014	£39,500			Raised/narrowed side road entry, No Entry signs onto Chadwick Rd and Unsuitable for HGV signs / vehicular turning area on Old Alfreton Rd
Aspley Lane	Parking order	Approved February 2014	£3,000			Parking order to prevent parking on verges and complement TRO TMP 6997
Nuthall Road	Pedestrian safety	Approved February 2014	£10,500			Footway build-out near Bobbers Mill Café to be combined with work introducing waiting restrictions outside businesses
Leen Valley Signs	Signage	Approved February 2014	£2,500			No Through Road signs / street name plates on Grace Drive, Western Gardens, Nuthall Gardens and Staindale Drive
Beechdale Road / Robins Wood Road	Zebrites	Approved February 2014	£5,000			Zebrites at Beechdale Rd/Robins Wood Rd crossing to match up with other side as agreed with Bilborough Ward Councillors.

Total LTP schemes*

£72,800

Leen Valley Public Realm schemes

Location / Scheme	Type	Councillor Prioritised / Area Committee Approved	Estimate	Estimated start date	Completed	Details
-------------------	------	--	----------	----------------------	-----------	---------



Total Public Realm schemes**

£0

Leen Valley Area Capital decommitments

Location	Type	Reason	Amount	Details
Previously decommitted schemes			£14,000	

Total De-committed*** £14,000

2013-2015 LTP allocation £84,000

LTP carried forward from 2011-2013 £9,980

2013 - 2014 Public Realm allocation £25,200

Public Realm carried forward £108

2014 - 2015 Public Realm allocation £25,200

Total Available 2013 - 2015 ACF £144,488

*Less LTP schemes - £72,800

**Less Public Realm schemes - £0

***Decommitted funds + £14,000

Remaining available balance £85,688

LTP element remaining £35,180

Public Realm element remaining £50,508

Nottingham City Homes Environmental Improvements: Aspley, Bilborough and Leen Valley Wards – September 2014

Area	Ward	Actual Budget (including carry fwd from 2013/14)	Schemes approved	Schemes Committed	Schemes De- Committed	Remaining Budget
3	Aspley	£124,250.00	£0.00	£105,749.75		£18,500.25
3	Bilborough	£225,269.00	£0.00	£174,007.25	£41,561.64	£92,823.59
3	Leen Valley	£30,846.00	£0.00	£8,946.67		£21,899.33

ASPLEY WARD

Please note; remaining budget will change once final prices are submitted for proposals at Ainsdale Crescent and Seaton Crescent.

ADDRESS	No.	DETAILS OF PROPOSAL	ISSUES	HOUSING PATCH MANAGER	BUDGET COST
Ainsdale Crescent	42-44	install 6 ft metal gate with slam-lock to alleyway at rear of 42-44 Ainsdale Crescent	Alleyway used for trespassing and ASB	Ellie Ashworth	£884.76 estimate
Atherton Rise	10-12	install 6 ft metal gate with slam-lock to alleyway	Alleyway used for trespassing and ASB	Ellie Ashworth	£884.76
Eltham Drive	27-29	install 6 ft metal gate with slam-lock to alleyway	Alleyway used for trespassing and ASB	Ellie Ashworth	£1,097.69
Bidford Road	39-41	install 6 ft metal gate with slam-lock to alleyway	Alleyway used for ASB and hate crime towards one resident	Kate Rand	£3,614.54

Woodfield Road	155-157	install 6 ft metal gate with slam-lock to alleyway	Alleyway used for ASB and possible drug use	Kate Rand	£1,990.36
Minver Crescent	43-45	install 6 ft metal gate with slam-lock to alleyway	Alleyway used for trespassing and ASB	Tessa Myerscough	£884.76
Rosslyn Drive	61	install 6 ft metal gate with slam-lock to alleyway	Alleyway used for ASB and possible drug use	Tessa Myerscough	£884.76
Seaton Crescent	60	install 6 ft metal gate with slam-lock to alleyway and clear alley	Alleyway has become overgrown and is now inaccessible to our tenant	Tessa Myerscough	£884.76 estimate
Aspley Ward Page 26		Communities Taking Control Project. Installing kickboards to properties / installing new house numbers to properties / cleaning painted house numbers off properties / applying specially designed stickers to wheelie bins to identify ownership	Support training, employment and access to apprenticeships for local people in the ward / create and maintain clean and tidy estates	Chris Holloway	£50,000.00
Lindfield Road		Contribution to 'walls' scheme (£161k committed from 13/14 budget)	Improve appearance of neighbourhood. Create defensible spaces	Chris Holloway	£34,623.36
Aspley Ward		Create discretionary fund for ad-hoc requests. This fund will be used only after consultation with citizens and approval from ward members	To resolve ward based issues quickly	Chris Holloway	£10,000.00
				Total Cost	£105,749.75

BILBOROUGH WARD

Please note; remaining budget will decrease once final prices are submitted for proposals at St Levens Close, Strelley Road and Graylands Road garage Site.

ADDRESS	No.	DETAILS OF PROPOSAL	ISSUES	HOUSING PATCH MANAGER	BUDGET COST
Beechdale Road	136-138	install 6 ft metal gate with slam-lock to alleyway	Alleyway used for trespassing and ASB	Mark Clarke	£884.76
St Levens Close	13-21	Install electronic door entry system with fob access to this block	Other blocks have benefited from similar improvements during 13/14. Unfortunately this block was missed due to an admin error	Mark Clarke	£12,000.00 estimate
Page 27 St Pelley Road	163-169	Install electronic door entry system with fob access to this block	Other blocks have benefited from similar improvements during 13/14. Unfortunately this block was missed due to an admin error	Mark Clarke	£12,000.00 estimate
Darnhall Crescent / Bracebridge Drive		replace existing fencing with black hoop-top fencing and re-surface drying area and communal pathway	improve visual appearance	Sophy Johnson	£29,222.33
Saltburn Road	41-57	install address sign	Members enquiry, complaints from residents	Sam Masood	£245.00
Graylands Road Garage Site		re-surface garage site & entry way / renew or repair fencing within the garage block / re-paint gate & fencing and renew garage doors / install security lighting	improve visual appearance and financial viability of the site	Tracy Francis	Cost TBC

Wigman Road		Install knee high metal fencing to prevent cars crossing Wigman Road to park on the communal green spaces / re-paint existing metal fencing / extend existing fencing between 83-95	maintain green spaces	Tracy Francis	£9,654.96
Strelley Social Club		Develop the building by improving frontage and building new 'gym' to allow the community and partners to hold keep fit and other sporting activities.	community investment	Karen Swan / Chris Holloway	£100,000.00
Bilborough Ward		Create discretionary fund for ad-hoc requests. This fund will be used only after consultation with citizens and approval from ward members	To resolve ward based issues quickly	Chris Holloway	£10,000.00
				Total Cost	£174,007.05

Page 21

Schemes to De-Commit

Monkton Drive	14-36 & 19-25	De-Commit funds for transforming grassed area into parking as residents and ward members are not in favour		Tracy Francis	£41,561.64
---------------	---------------	--	--	---------------	------------

LEEN VALLEY WARD

Please note; remaining budget will decrease once prices are submitted for proposals at Nuthall Road, Ashwell gardens (x2)

ADDRESS	No.	DETAILS OF PROPOSAL	ISSUES	HOUSING PATCH MANAGER	BUDGET COST
---------	-----	---------------------	--------	-----------------------	-------------

Rodwell Close	n/a	Re-site the metal gate (which provides access to car park) to middle of existing metal fencing.	maximise existing car parking spaces for residents	Jayne Campbell	£1,750.00
Nuthall Road	61-83	cut back ivy and weeds from drying area and repair existing wooden fence	Improve communal space	Jayne Campbell	Cost TBC
Ashwell Gardens		Install 6ft metal gate with slam lock to property adjoining Church. Thieves have used this cut through to access the church and steal lead from the roof	deter ASB	Jayne Campbell / Anna Sollini	Cost TBC
Aspley Lane	568-546	Installation of 2 lighting columns	alleyway is dark in winter and trees which obscure light could not be felled as they are well-established	improve safety	£7,196.67
Ashwell Gardens	7-10	Install row of 4 solar lights at roof height. Walkway is dark and has several steps which residents may slip or trip on	improve safety	Jayne Campbell	Cost TBC
				Total Cost	£8,946.67

This page is intentionally left blank

Anti Social Behaviour :Problem Solving and Performance

In summary ASPLEY WARD issues.

- No burglary problem. Seasonal increase in shed breaks in the summer. Most of our burglary offenders who live on patch offend off patch, that is they are travelling criminals.
- AUTOCRIME. No problems. Two weeks ago we had a one off issue with three offenders who were arrested. The low level issue is people leaving valuables in vehicles that are on show and then stolen. This includes tools left in vans.
- Domestic Violence. Whilst the headline stats are a decrease in DV we are not seeing a reduction in calls to service. Therefore we believe the problem is still a priority and high demand. We have a significant number of repeat victims, a number of which are high risk. The high risk are managed by Domestic Violence Team, we manage the interventions on the medium risk.
- Cannabis –we manage the problem of cannabis by risk assessing due to our limited resources. The problem of cannabis grows being robbed from house is a concern due to the associated violence either through threats or actual assault. This also includes offenders getting the wrong house and threatening an innocent person. Cannabis is easily available on the estates with young people as well as adults smoking it.
- Neighbourhood Priority – Woodfield Rd – three families are the hub of issues. We are targeting them through partnership working. Exploring the use of CCTV and civil enforcement as well as criminal enforcement.
- ASB – On the Street on the estates mainly young people. Areas of focus include Allendale Avenue on Aspley and Woodfield Rd/The Rocks (both ASB with youths hanging around and Mini Motos entering the Country Park.)
- Other issues – Shop Theft. We are working with our Precrime department to reduce this. Starting with Iceland Store on Nuthall Rd.

This page is intentionally left blank

February 2015

BILBOROUGH WARD ASB PRIORITY FEBRUARY 2015

There have been recent incidents of ASB and criminal damage along Bracebridge drive in Bilborough. The locations reporting a problem have been at the Coop Store. A group of up to 10 youths have been causing a nuisance to staff and customers accessing the store. This group have also been seen to gather in the car park of the Pelican Pub which is very close. Although we cannot connect this group to reports of damage to Bus shelters, it is highly likely that members of this group are involved. This is a recent problem and is not connected with to the same core group that have been the focus of previous priorities in the area. Core members of this group are relatively new to the area and have begun to form links with some local youth who have come to Police notice in the past.

Update

Trading standards completed test purchases in the area. Patrols were adjusted to deal with the levels of ASB. Over 20 joint warning visits were completed to young people involved and their families. Appropriate warnings were put in place. We have monitored the behaviour of the young people visited and warned. The vast majority have kept away from trouble. They are still in the area but the behaviour of the main group has improved. This enabled us to identify those in the group who were still adamant to cause problems. Our process has ensured that this small minority are identified quickly and understand that we see through each and every incident that they are involved in. This quickly escalates through the 5 step process and links into to possible Tenancy action. Although now only a couple have come to notice recently, this has been for incidents reported in other areas of the City and not related to the ASB in this plan.

NOVEMBER 2014

BILBOROUGH WARD ASB PRIORITY NOVEMBER 2014

We have identified numerous locations on our area that have been targeted by a group of local youths. It appears that the attraction to these locations is that they can gather out of the public eye and away from directed patrols. This results in an increase in ASB and low level crime in the area.

Complaints have been made from residents around underage drinking and noise. The below locations are all properties occupied by vulnerable members of the community.

Location

Cuxton Close Strelley Nottingham.

Glenbrook Crescent Beechdale Nottingham.

Fremount Drive Beechdale Nottingham.

Bracebridge Drive Bilborough Nottingham.

Update

With all the locations identified we have now seen a reduction in calls to service regarding the youths involved in this plan. Attention to these locations through high visibility patrols have acted as a real deterrent. Our links with Social care and NCH have highlighted vulnerabilities that have resulted in one elderly male being moved to warden aided housing as a temporary measure.

Our efforts to maintain attention on the small number of youths involved, has led to lots of multi-agency safeguarding meetings. These meeting were based around several of the youths and they have been dealt with as a group by all services involved. This has led to a more constructive and effective process rather than discussing them separately. One of this group is now in secure accommodation. The others are subject to regular intervention. This is an on-going process. However the impact on the community is now relatively low. We have seen a reduction in incidents involving these youths however they are still the focus of lots more intervention.

Housing action has taken place.

Current assessment of this priority is that the impact of these youths in the community, and the vulnerable locations identified has reduced significantly. I will close this priority as completed.

The vulnerable people and the youths concerned will continue to access the services of Police and other agencies. As they have done before this issue was discovered. This priority has stopped this group preying on the individuals identified and put in place Social care support/review for all involved.

AUGUST 2014

BILBOROUGH WARD ASB PRIORITY MAY 2014

We have seen a developing trend around criminal damage on the Bilborough ward over recent weeks. Several Buses have been targeted along Bracebridge Drive and Wigman road. Windows have been smashed and NCT have recently considered removing the service. We have also seen an increase in criminal damage at Glenbrook School on Wigman road. 46 windows have been smashed over recent weeks.

We have put initial patrols into the area concerned which has had an effect. However it is clear that we need to identify the suspects and address this clear disregard for public safety and the nuisance to essential public services.

Update

During this period extensive patrols were put in place. Keys were obtained for vulnerable locations to assist with access. We utilised TROJAN Bus and completed patrols with the Bus company. Youths were stopped during patrols in the areas of concern. However there was no evidence to link any these youths to the damage previously reported. Home visits were conducted to offer advice and warnings about being on these locations without permission.

No further incidents were reported and the high visibility has been successful. Victim satisfaction was also improved as our patrols were regularly spotted by on site management. There was a risk of the Bus company removing a vital service to the area due to the incidents being reported. As a result of our joint patrols with the company this did not happen.

Both of these issues would have had a clear impact on the community had they not been dealt with. The School would have not been able to open for the new term. Many would have been restricted without having a Bus service running through the community.

12 MAY 2014

BILBOROUGH WARD ASB PRIORITY MAY 2014

Our previous priority identified a group of youths causing problems at an identified location. Measures put in place have restricted this group's ability to attend this address. This has resolved the issue; however the youths identified have been responsible for ASB across the Bilborough ward. Each time we tackle an issue at a location this group (OR MEMBER OF THIS GROUP) can be seen to be involved. Lots of work has gone into tackling localised ASB - we do not currently have any specific location on the Bilborough ward that is suffering protracted ASB or crime.

The aim of this priority is to deal with the Youths we have identified. It is clear that when these youths gather we have an increase in ASB and low level crime. Some of this group have recently been dealt with for motoring offences involving scooters, failing to stop, TWOC. By targeting this group, being fluid with our patrols and actions we can maintain our efforts to reduce their offending.

Our engagement shows that the community are concerned about youths hanging around, Rowdy nuisance behaviour, speeding vehicles. It is clear that by concentrating on this group we will capture the concerns of the community and be targeting the right people in the right places.

Update

This tactic has allowed us to continue to work with the few youths concerned to reduce risk to themselves and the community. Safeguarding meetings continue and information sharing has gone a long way to stop members of this group offending further. Due to the amount of low level crime and ASB associated with these individuals, it is appropriate that our priority remains concentrated on them.

4th February 2014

BILBOROUGH WARD ASB PRIORITY - February 2014

Glenbrook Crescent Denewood

This address is attracting visits from youths in the area. Once at the address there are complaints of noise and possible Drug taking (smoking Cannabis). We can also see that there are similar reports in the local area which suggests the same youths visiting the location are responsible for low level crime and ASB as they travel to and from this location.

Update

This priority was set up to deal with a group that were attending a specific location and causing ASB in the area. The resident of this address is a Wheel chair user who allowed access to these youths and was not assisting agencies trying to deal with the problems being caused. As a result of this priority Tenancy action was taken against this male and an injunction was quickly secured. Our patrols were also increased at this location. NCH are currently looking for suitable accommodation for this male.

As a result we can see that calls to this location have reduced. These youths have not returned to the address and to date the occupant has begun to engage with other agencies. The neighbours are all elderly and this is a significant factor that we recognise. However we have achieved the aim of this priority which was to reduce calls to this location. There are very clear strict measures in place to manage the issues at this location. As a result this priority will be closed. This male has since voluntarily left the address.

The youths identified have now moved on. We continue to work with other agencies to deal with them. They will remain the focus of our attention and our new priority will be around how we manage them and reduce their effect on the community.

LEEN VALLEY WARD

May 2015

This priority was put in place to deal with a spike in criminal damage on Aspley Lane, between the SPAR shop and Beacon Public house. Several cars were attacked by a group of youths whilst stationary in traffic. These cars had the wing mirrors kicked from their vehicles. We could also see that there had been several damage reports to Bus shelters. We were not able to confirm if the incidents were linked to the same group.

Update

Patrols enabled us to identify a group of youths who were congregating in the location. This group were from various locations on the Aspley Ward. Although CCTV identified them being in the location during the reported damage, there was no evidence to prosecute further. Despite this we did visit each young person and speak with them and a parent. This has been recorded. Again the majority of the visits were met with support from the parents. Our patrols were increased in the area to ensure a visible deterrent. This priority will be closed.

LEEN VALLEY WARD

FEBRUARY 2015

Over recent weeks we have had calls to the Ainsley road area regarding a group of youths causing ASB. This group were spoken to and were aggressive and confrontational toward Police. Details were taken and it was established that this group were well known for various SAC offences across the City. Not all lived locally and it was obvious that they were visiting youths who do live in this area. Patrols were put in place and residents were spoken to as part of a priority survey. We have established that there is under reporting of incidents due to fear of possible reprisals of this group. A concern was that this group could be intimidating local residents. There have been reports of nuisance motorbikes being ridden around this location late at night.

Update

Joint visits completed and appropriate warnings put in place. This resulted in a reduction in the numbers gathering and fewer calls regarding ASB. One of the main nominals was charged with over 10 separate motoring offences. This was mainly to do with Mini motor's being ridden in a dangerous manor around the area. We also installed overt CCTV at the address of a local resident that had previously been targeted by members of this group. Identifying the main culprits ensured that we were able to concentrate them. The beat team used evidence from offences that they had committed locally, they also investigated matters from other LAC areas to ensure that they were dealt with as a priority. Plan closed.

LEEN VALLEY WARD

November 2014

Anti-Social behaviour and thefts from Allotments along Southfield road Ainsley estate.

A family had recently moved into the location and we very quickly started to get complaints about the behaviour of one of the Children. This ranged from low level criminal damage, to racial abuse.

Update

Joint visit was conducted and appropriate warnings put in place. The beat team made efforts to try and use the Restorative Justice route to repair any problems this youth had caused. Support from this youths Mother also contributed to solving this issue. Referrals for support were made. We have not had a repeat of these problems since.

LEEN VALLEY WARD

August 2014

As the weather gets warmer and when the schools break up for summer holidays, there is an increasing number of young people congregating in the open spaces on the ward, namely King George V Park and Melbourne Park. There have also been reports of fires being started on these parks. These reports have come from the Fire Service and also from local residents.

The community have informed us that one of their main priorities and worries is in relation to rowdy nuisance behaviour, and some mention the parks specifically, including the alleys/gates which are at the park entrances. There have also been reports of young people, possibly underage, drinking and this also causes concern for the community. There has been information from the community about young people being on the park and throwing stones at the windows of residents bordering the park as well.

Along with this specific ASB there has also been mention of the community's concerns about dog fouling and littering in the whole of the ward, including the parks. There is one incident recently from Melbourne Park in relation to a motorbike, so this could be an indication that there is more to come, particularly as there is a drive at the minute to tackle the mini moto problem on Broxtowe Country Park. It is likely that when the problem is moved on from there the suspects will move onto other open spaces, and these are two of the closest locations.

Historically, in previous years there have been reports of fires being set on the parks and so this is another indication that this problem needs to be addressed as it is showing to be a trend in the summer months.

Update

This priority was put in place to pre-empt the possibility of calls increasing during the summer months. Unless there are any other issues of concern. We revert to patrolling open spaces, parks etc. Providing reassurance and reducing incidents called in.

SUMMARY

Over the last 12 months our aim has always been to reflect the fears and concerns of the community. Research shows that Rowdy nuisance behaviour and groups of youths hanging around have always been high up on the list for residents in Bilborough. I am happy that as a result of this, our efforts to deal with certain groups of young people in the area have also enabled us to reduce associated crime. By tackling the right people at the right levels, with the right people has contributed to the success we have had.

The priorities that we have planned over the past 12 months have not all been about the same group of youths. It has been a difficult year. As soon as we appeared to control one situation then we quickly became aware of another potential issue. Our strengths have been our ability to work as a team; we are all able to do something.

- To make sure the NPT's take ownership of the partnership work where the child lives. This child may be causing issues on another beat area, or even ward. This ownership means that every incident, every breach has a consequence. If the NPT's do this for each other it will put an element of control and consistency on the family and their responsibilities.
- Joint visits to be conducted. Warnings to be implemented ASAP.
- Identify the main offenders. Concentrate attention on them to ensure any incidents involving them are captured and dealt with appropriately.
- Identify recent new associations. Individually these youths may not cause much concern. Taken as a group the impact can be much greater.

- We have at times utilised our own ASB patrols to ensure there is consistent attention in the right areas. Vulnerable locations and people are identified and patrols are adjusted.
- Utilise the Alert system – use of this system to link in proactive patrols. Publishing officer contact details.
- Quality Priorities that identify the fact that people involved in ASB can also be responsible for crime.

ANTI SOCIAL BEHAVIOUR: PROBLEM SOLVING AND PERFORMANCE - COMMUNITY PROTECTION

West Area Committee Report; January to March 2015

Uniformed Services is the uniformed frontline services and processing teams within Community Protection. It also covers, CCTV, fines processing, residential and blue badge permits.

The core purpose of the service is public safety through the regulation and enforcement of Council functions.

Community Protection is commissioned by Nottingham City Council and hosted by the City Division of Nottinghamshire Police. Community Protection contributes to the long term vision for the City of Nottingham for 2030; Go ahead Nottingham, Safe, Clean, Ambitious, Proud. It does this through the alignment of its business and activity to the priority headings within the Sustainable Communities Strategy, particularly but not exclusively Safer and Cleaner Nottingham.

The purpose of Uniformed Services is to deliver a Safer Nottingham for our Citizens through the provision of a single, integrated, uniformed compliance and enforcement function.

The outcomes of Community Protection, in line with the Council's priorities are.

- Delivery statutory services in line with legislation to ensure public safety.
- Support the Nottingham offer through compliance and enforcement to ensure public safety.
- Making lawful and proportionate use of monitoring and surveillance to ensure public safety.
- Supporting a safer transport network.
- Provision of services to support the night time economy to contribute to wider public safety
- Discharge the Council's statutory functions in relation to Public Safety, Protection and Wellbeing.
- Responsive to customer and Councillor Needs

Deliver CP's core values

Community Protection has five over-arching values which emphasise the expected work- ethic of its organisation:

- We do what's right, not what's easy - We're fair, this isn't about quick fixes
- We're proud of ourselves and we're proud of Nottingham - First impressions matter
- We constantly innovate to get quicker and fitter - value for money and getting things done
- Whatever we do, we always do our best
- We're here to make life better - this is what drives us

This report will deliver a brief overview of Community Protections work in relation to the Safer aspect of Nottingham City Councils agenda. Below you will find figures, broken down into ward areas, which cover the last quarter of the 2014-2015 business year in relation to the West Area constituting Aspley, Bilborough and Leen Valley.

The figures have been drawn from the Weekly Respect figures that Community Protection Officers produce, that demonstrate the types and numbers of the most commonly occurring issues that we encounter via proactive patrolling, intelligence and the priorities of our Citizens and Councillors.

Ward	FPN	Dog Op	Scrap	LBA	Noise	Intel	Casework
Aspley	24	18	6	34	259	119	305
Bilborough	22	77	2	33	478	180	297
Leen Valley	18	20	3	26	104	54	119

Definitions

FPN – Fixed Penalty Notice, these are issued to offenders to allow them a chance to discharge the offence that FPN was issued for by way of a fine. The majority of the FPNs issued for each Ward were for littering offences with 1 (one) on Aspley and Bilborough issued for someone failing to clean up after their dog.

Dog Op – Dog Fouling is a priority for many of our Citizens and the CPOs perform regular Dog Fouling Operations both ad hoc and intelligence led basis at Hotspot areas where Dog Fouling has been identified as a persistent issue.

Scrap – This refers to checks on Scrap Metal Dealers, the CPOs will approach people they see collecting scrap metal and check that they have the requisite licenses and transfer notes, in an effort to tackle illegal scrap metal dealing and theft.

LBA – Letters Before Action are issued by CPOs when they identify an Environmental Issue, such as a property or area with a large accumulation of waste. The LBA gives the owner of the property a specified amount of time to rectify the issue. Whilst this may not at first glance appear to relate directly to the Safer agenda, we can see from the Broken Window theory that ‘run down’, ‘unkempt’ and neglected areas and properties can attract anti-social behaviour and so as well as improving the general appearance of the Neighbourhoods, tackling this issue also helps reduce the likelihood of ASB.

Noise – or Noise Intervention Visits. Noise has been an emerging priority now for some time and whilst we have a robust system in place to address this issue it does require a period of evidence gathering, whilst the issue can potentially continue. As we seek to offer continuing support to our citizens and also to assist in the evidence gathering process, we encourage those people who feel they are suffering from Noise Nuisance to call us every time. Therefore whilst these figures may seem high some will represent repeated visits to the same addresses.

Intel – This figure represents Intelligence submissions entered by the CPOs on to the Police Intelligence system in relation to known and/or suspected offenders and suspicious incidents. Intelligence submissions can often form the final piece of the jigsaw to secure action against an offender and the CPOs being street level front line officers are ideally positioned to interact with communities to gather such intelligence.

Casework – This is a combined representation of the number of interventions the CPOs have undertaken in response to incidents reported to our ASB Line, through Councillor Case Work or our other internal systems. Casework runs the gamut from people reporting untidy gardens to Noise complaints to other forms of Anti-Social behaviour and aside the CPOs proactive work represents the majority of our day to day work.

Following is a small selection of the good work that has been carried out by the CPOs of the Broxtowe Team over the quarter:

Leen Valley

Kennington Road became a priority on the ward; CPO Siddons worked hard with NCH to tackle a wide range of issues (overgrown alleyways, messy gardens and ASB). CPO Siddons and CPO Johnson tackled the bins on street problem and between the two of them issued 17 FPN’s. To date over 20 have been issued by other members of staff and there has been a vast visible improvement on Kennington as well as the surrounding areas.

CPO's Johnson and Siddons attending a dog chipping event set up by DCO Barber on Melbourne Park on the 30/04/15 during the event they raised awareness, handed out free goods and obtained Intel which was then used to plan future Ops in and across the wards.

Aspley

In April CPO's Butler and Johnson were called to a job where a Royal Mail bag full of opened and unopened post were discovered for addresses in the Broxtowe area. On attendance they recovered the Royal Mail bag and got in touch with the RM fraud and internal investigations department who collected the bag and thanked us for our efforts as this related to a job that occurred at Christmas. They also discovered a pair of illegally copied VRM plates that came back to an address in Broxtowe who were terrified to find out that they had had their plates cloned and thanked us for making sure that they would not be used for criminal activity. The VRM plates were surrendered to Police and submitted them as exhibits.

CPO's Johnson and Butler attended a job in the Aspley ward where the people involved were all identified as a group that had been causing a lot of ASB theft and criminal damage in the Aspley ward. They have since been heavily monitored by Police and CP. CP and NCH have conducted joint tenancy warnings on some of them to restrict their behaviour and as a result this group has been improving through these limitations.

Bilborough

CPO Butler and Ratcliffe attended a job that was called into both Fire and Police for a house fire that trapped a vulnerable older woman. CPO's Butler and Ratcliffe attended with fire conducting crowd management and scene press for Fire to stop people walking through unless they lived nearby once the fire was maintained. On entry the Fire foreman informed the CPO's that there was a cannabis grow inside the address. The CPO's flagged this up to control that sent the cannabis dismantling team out who discovered and removed 40+ plants from the address. An excellent result for CP and the Police.

Priority tasking – Due to all the hard work from all members of the team and the intelligence they've provided the priority tasking for the Bilborough and Leen Valley wards have been closed off, tenancy warnings have also been issued by Ruth Norman off the back of all the hard work.

Enforcement Officers

Our Enforcement Officers that deal with the wider ASB and Environmental Legislation supported by the CPOs have had the following results recently in Broxtowe area. There are several other cases currently with our legal team.

1x Injunction secured against a male on St Michaels Ave; Cannabis Grow.

1x 5 Year Suspended Possession against NCH tenant on Fenwick Road; Cannabis Grow.

1x PDPA against address on Withern Road.

1x on-going Possession action against tenant on Coleby Road; Cannabis Grow.

2 x on-going Possession orders in Aspley and Bilborough for undisclosed reasons

Emerging Issues

Alongside our normal duties and continuing dedication to tackling Dog Fouling and reducing the impact of nuisance noise, the Broxtowe team are also currently working on a Partnership approach to tackle the increase in Anti-Social Behaviour on Broxtowe Country Park. The ASB reported in this area is mostly related to Off Road Motor Bikes and we intend to implement a robust plan using all the tools at our disposal to tackle this issue.

Other

Following a recent restructure within Community Protection the position of Senior CPO for the Broxtowe team is vacant. We are currently recruiting for a new full time replacement but in the interim, SCPO Simon Whalley will be running the day to day management of the team. The new structure reduces the number of supervisors but looks for greater integration with parking enforcement which is often a cause of issues in an area.

Also our former base at Aspley Housing office has been closed and the CPO Team has been displaced to the Bulwell and Oxclose Lane Police Station whilst Broxtowe Police Station undergoes refurbishment. Cars have been provided to make sure that officers displaced during building work are able to get to the area quickly; the new Night Car service is having a real impact on both noise calls and general ASB. Simon is the SPOC for all councillor issues in the area and we are recruiting to fill both vacancies in the SCPO rank and front line colleagues.

This page is intentionally left blank

CLOSED CIRCUIT TELEVISION EVALUATION

ASPLEY

**1st April 2012
To
31st March 2015**

Description of the scheme

There are 19 fully functional cameras installed at strategically positioned locations in the Aspley area.

There are also 4 columns used for the City Wide re-deployable cameras in the area and 1 re-deployable camera was used during the period of evaluation.

The system is operated and monitored 24 hours a day 365 days a year by trained and dedicated staff at the Nottingham City Council CCTV Control Centre.

During this period the CCTV Control Room carried out 198 Viewings and released 89 items of media to the Police.

Over this period we have linked in with our partner agencies on ASB operations such as OP CACOGEN

Incidents of note

20/04/12 – CCTV Officer James Pykett spotted a male acting suspiciously by the bus stop on Aspley Lane. Whilst monitoring the male was seen to bend down under the bus stop and take a handbag which belonged to a female who was sat waiting for a bus. The male then cycled off with the bag the owner of which was unaware. James kept the male on camera whilst he contacted the Police who attended and arrested the male and returned the bag back to its owner.

10/06/13– Suspicious male & vehicle spotted on Withern Rd. Police informed & directed to vehicle. Vehicle & male stopped & searched. Large amounts of deal bags & small amount of cannabis found.x3 male arrested.

12/06/13- After hearing of a fight on Lindfield Rd, CCTV Officers spotted a group and called Police. On Police arrival one male was found to have been stabbed. The group saw Police & CCTV observed an object being discarded in a hedge. Police were directed to the group & the location of the object. Police recovered a machete and some cannabis. Male & female from the group were arrested

17/10/13 – Following reports of a car being abandoned in the middle of Alwyn Road, CCTV Officer checked playback and was able to see males leaving the car. He then checked the area and spotted the males changing clothes. Police were informed and arrested one male for possession of Class A drugs.

02/12/13 – CCTV Operator monitored x2 males with baseball bats chasing x2 other males up Westwood Road. Police were informed and attended. Two males were arrested. Footage was then supplied to the Officers.

19/05/14 – CCTV Officer Pykett observed a male hiding from the camera on Withern Road. Suspicious activity was then seen at the rear of a vehicle with items being loaded into the boot. The vehicle was then driven off and parked up on Broxtowe Lane, the male left the vehicle parked up and walked back up Coleby Rd. Police were informed and attended stopping the male on Coleby Road, the male was breath tested and found to be over the limit he also had cannabis on him. On checking the vehicle the boot was found to contain stolen red diesel. The male was arrested.

14/08/2014 - Broxtowe Sgt contacted the Woodlands control room to inform officer J Pykett that a Dylan Denham was wanted. At 08:54 Woodlands officer sighted a male that the officer believed to be a Dylan Denham entering 178 Woodfield Road. Woodlands monitored the front and back door of the property and informed police. Police officers were onsite and 1 x male arrested (Dylan Denham) Police officers were offsite where they took Dylan Denham to Bridewell.

CAMERA	24 BELLS LANE ISLAND	25 AINSDALE CRESCENT	26 ELTHAM CRESCENT	27 AMESBURY CIRCUS	28 TILBURY RISE	29 DULVERTON VALE	30 AMSEBURY CIRCUS	31 HONITON RD	32 DENTON GREEN	33 LINDBRIDGE RD	34 LIONFIELD RD	35 COLEBY RD	36 WITHERN RD	37 BRADFIELD RD	39 BROXTOWE PARK	40 WESTLEIGH RD	41 ALWYN RD	109 BROXTOWE LANE	205 BIDFORD RD	217	TOTAL INCIDENTS
Activity	107	68	62	35	75	29	37	47	86	54	57	102	65	65	30	51	60	58	14	11	1113
Acts directed at people	0	0	0	0	0	0	0	0	0	1	1	1	1	0	0	0	0	2	0	0	6
Alarm	1	1	1	0	0	0	0	0	1	0	0	1	0	0	0	0	0	0	0	0	5
Animal related	2	1	1	2	2	0	1	0	0	0	0	1	1	1	0	0	0	0	0	0	12
Bomb threat	0	0	0	0	0	0	0	0	0	0	0	0	0	1	0	0	0	0	0	0	1
Crime	97	46	34	34	84	23	25	26	95	46	43	93	53	73	11	47	54	58	8	1	951
Criminal damage	0	1	0	0	1	0	0	0	1	0	0	0	0	0	0	1	0	0	0	1	5
Disregard for community/persona wellbeing	12	0	0	0	0	0	0	0	0	0	0	0	0	0	0	0	0	0	0	0	12
Fly tipping	0	0	0	0	0	0	0	0	1	1	0	0	0	0	0	0	0	0	0	0	2
Rowdy behaviour	6	0	0	3	5	2	1	1	1	1	0	2	2	1	1	0	1	1	2	0	30
Misuse of communal space	0	0	0	0	0	0	0	0	0	0	0	0	2	1	2	0	1	0	1	1	8
Nuisance behaviour	5	3	0	0	5	0	0	0	2	0	1	2	0	0	0	1	1	0	1	1	22
Hoax call	1	0	0	1	3	0	2	0	2	0	0	1	0	0	0	0	2	0	0	0	12
Intel Report	0	0	0	1	0	1	0	0	1	1	0	0	1	1	0	0	1	0	0	0	7
Vehicle related	25	15	9	11	16	11	10	8	18	20	13	26	14	13	8	15	16	9	5	12	274
Drug related	6	2	3	1	8	3	1	1	3	2	4	7	3	4	0	1	2	5	0	1	57
Fire	1	1	1	2	2	1	2	2	8	0	1	1	1	0	1	0	2	2	1	3	32
Missing person	1	1	1	1	0	0	0	0	0	0	0	1	0	1	0	0	0	0	0	0	6
Noise	0	0	0	1	1	1	1	2	0	0	0	1	1	1	0	0	0	3	0	0	12
RTC	9	0	1	0	13	3	0	2	1	1	0	3	2	2	0	1	0	4	1	0	43
Medical	1	1	1	1	2	1	1	1	2	1	1	2	1	1	0	1	0	2	0	1	21
Other	7	7	2	8	3	7	5	1	5	1	3	10	3	3	0	1	5	6	0	0	77
persons of interest	36	27	19	14	36	22	15	13	35	11	16	38	26	40	6	13	24	10	5	8	414
Request for assistance	2	3	0	1	0	3	1	0	1	1	0	1	1	0	0	0	0	3	0	0	17
Rough sleeper	0	0	0	0	0	0	0	0	0	0	0	0	0	0	0	0	0	1	0	0	1
Sreet drinking	0	0	0	0	0	0	0	0	1	0	0	0	0	0	0	2	2	0	0	0	5
Suspicious incident	7	1	0	3	3	1	0	3	8	3	3	6	3	4	0	5	1	4	1	1	57
Suicide	0	0	0	0	0	0	0	1	0	0	0	0	2	1	0	0	0	0	0	0	4
Sexual incident	1	1	1	0	0	0	0	0	0	0	0	0	0	0	0	0	0	1	0	0	4
TOTAL INCIDENTS PER CAMERAS	327	179	136	119	259	108	102	108	272	144	143	299	182	213	59	139	172	169	39	41	

This page is intentionally left blank

CLOSED CIRCUIT TELEVISION EVALUATION

BILBOROUGH

**1st April 2012
To
31st March 2015**

Description of the scheme

There are 2 fully functional cameras installed at strategically positioned locations in the Aspley area.

There are also 4 columns used for the City Wide re-deployable cameras in the area and 1 re-deployable camera was used during the period of evaluation.

The system is operated and monitored 24 hours a day 365 days a year by trained and dedicated staff at the Nottingham City Council CCTV Control Centre.

During this period the CCTV Control Room carried out 37 Viewings and released 14 items of media to the Police

This page is intentionally left blank

CAMERA	38 MOORGREEN	DRIVE	204 FLAMSTEAD RD	213 (deployable)	TOTAL INCIDENTS
Activity	61	54	46	161	
Acts directed at people	0	0	0	0	
Alarm	0	1	4	5	
Animal related	0	0	0	0	
Bomb threat	0	0	0	0	
Crime	29	29	27	85	
Criminal damage	0	0	2	2	
Disregard for community/persona wellbeing	0	0	0	0	
Fly tipping	0	1	1	2	
Rowdy behaviour	0	0	0	0	
Misuse of communal space	1	0	0	1	
Nuisance behaviour	1	1	1	3	
Hoax call	0	0	0	0	
Intel Report	1	0	3	4	
Vehicle related	9	12	8	29	
Drug related	1	0	0	1	
Fire	0	0	1	1	
Missing person	1	2	3	6	
Noise	0	0	0	0	
RTC	0	0	1	1	
Medical	0	0	0	0	
Other	2	0	1	3	
persons of interest	11	15	16	42	
Request for assistance	1	2	0	3	
Rough sleeper	0	0	0	0	
Seige	0	1	0	1	
Sreet drinking	0	0	0	0	
Suspicious incident	0	0	0	0	
Suicide	0	0	0	0	
Sexual incident	0	0	0	0	
TOTAL INCIDENTS PER CAMER	118	118	114		

This page is intentionally left blank

CLOSED CIRCUIT TELEVISION EVALUATION

LEEN VALLEY

**1st April 2012
To
31st March 2015**

Description of the scheme

There are 2 fully functional cameras installed at strategically positioned locations in the Leen Valley area.

The system is operated and monitored 24 hours a day 365 days a year by trained and dedicated staff at the Nottingham City Council CCTV Control Centre.

During this period the CCTV Control Room carried out 33 Viewings and released 19 items of media to the Police

This page is intentionally left blank

CAMERA	RISE		TOTAL INCIDENTS
	85 AMERSHAMM	86 ASPLEY LANE	
Activity	52	92	144
Acts directed at people	0	0	0
Alarm	0	0	0
Animal related	2	0	2
Bomb threat	0	0	0
Crime	26	59	85
Criminal damage	0	1	1
Disregard for community/persona wellbeing	0	0	0
Fly tipping	0	0	0
Rowdy behaviour	0	3	3
Misuse of communal space	0	0	0
Nuisance behaviour	1	2	3
Hoax call	0	1	1
Intel Report	0	1	1
Vehicle related	4	10	14
Drug related	1	13	14
Fire	0	0	0
Missing person	2	2	4
Noise	0	0	0
RTC	9	3	12
Medical	0	0	0
Other	2	3	5
persons of interest	14	26	40
Request for assistance	0	0	0
Rough sleeper	0	0	0
Seige	0	0	0
Sreet drinking	0	0	0
Suspicious incident	2	1	3
Suicide	0	0	0
Sexual incident	0	0	0
TOTAL INCIDENTS PER CAMERAS	115	217	

This page is intentionally left blank

NCH update report Aspley, Bilborough and Leen Valley

Time: 17:30

Date: 17.6.15

Presented by: Nicky Jarvis / Elira Mano

	Item	Executive Summary / Key Points	For information or decision
Page 59	Capital Programme & major works	<p>West Area Committee Report - Decent Homes</p> <p><u>Background</u> The Nottingham Decent Homes programme has been running for the past six years aimed at improving more than 18,000 homes across the city. It started in 2009 after it was revealed that more than 40 per cent of council houses in Nottingham did not meet national standards. The programme was funded 80 per cent by central government and 20 per cent by Nottingham City Council. Nottingham City Homes took the opportunity to go beyond the government's decent homes standard with the Nottingham Decent Homes Plus Standard.</p> <p><u>What we have achieved Citywide</u> Bathrooms, kitchens, boilers and roofs have been replaced and upgraded at a cost of £200 million in the Secure Warm Modern programme. It means</p>	Information

that every Nottingham council home (100%) now meets the government's minimum 'decent homes' specifications compared to just 44 per cent when the project began.

Zero per cent non decency achieved by 31 March 2015

- 14,325 Bathrooms
- 18,959 Kitchens
- 37,607 Secure by Design Doors
- 18,729 properties have received (80,000) Grade A Secure by Design windows
- 4,478 Loft Insulations
- 14,910 Electrical upgrades
- 15,460 New Grade A energy efficient boilers
- 14,621 Heating distribution upgrades (this is radiators, pipework and programmes)
- 567 New roofs
- £200 million investment
- 200+ apprentices taken on and trained
- Up to 600 employed on the scheme at any one time
- Satisfaction with quality / condition of home up from 57% to 87%

The future

A planned programme of maintaining decency will continue year after year to continue a level of quality within our housing stock. £13m has been set aside for 2015/6 to uphold this goal. The maintaining decency project will remain under the title of Secure Warm Modern which is, and always has been, based on tenant priorities.

Stock condition data and Energy Performance information collected about our housing stock is helping to produce an additional planned programme of energy efficiency works across the City including insulation work to solid

		wall, BISF (British Steel Frame) and other hard to treat properties.	
2	Area Regeneration and Environmental Issues	<p>Three main schemes currently being put together for Area 3</p> <ul style="list-style-type: none"> • Broxtowe Boundary Improvements – Lindfield Road with further consideration to continue with these improvements across the estate • Strelley Social Club – Renovation to convert a poorly used snooker room into a fit for purpose boxing club and Gym. Funds have been donated by Wollaton Rotary £250 EEM £4990 Futures £7000 for day time employment projects Ground works £3500 for digital inclusion • Denewood – Boundary improvements to begin on Oakmead Avenue 	Decision
Page 61	Key messages from the Tenant and Leasehold Congress	<p>TLC has recently undergone review and a number of improvements have been identified and implemented following on from further consultation with tenants. The first ‘new style’ meeting was held on Wednesday 29th April at the New Art Exchange and involved interactive workshops to shape the future structure and direction of the group.</p> <p>The group also decided on a new name and will now be known as the ‘Communities in Action’ group. Membership has been widened to include representatives from each of the NCH customer panels, and each of the recognised Tenants & Residents groups across the city, ensuring wider and more local representation and engagement. There is also an open invitation in place for all NCH Board members to attend.</p>	X
4	Tenant and Residents Associations updates	Broxtowe Community Club has successfully run a 5 week course with the Citizen Advice Bureau. The programme included a 2 hour workshop looking at debt management, budgeting, benefits etc. and was followed by a 45 minute fitness class provided by the Fit in the Community project. The	X

		<p>project was geared towards social inclusion for families in the area and a grant was secured to provide the training, food and childcare. There is now a committed group of tenants taking part in the fitness class full time. The secretary of the group recently won the NCH 'Tenant and leaseholder of the year' award.</p> <p>Beechdale TRA (known as FUN) is now fully constituted, up and running and planning summer activities. They ran an event on Saturday 28th March at Beechdale Community Centre and are now exploring multiple funding opportunities. They have also taken part in a hanging basket event which was run through the NCH Tenant Academy and will then be entered into the NCH garden competition 2015.</p> <p>Denewood and District TRA (DADTRA) ran a 'warm' event in February through funds secured from NCH. They are now preparing for their AGM and future summer events.</p> <p>New Whitemoor TRA has secured funds to run a hanging basket event for local residents and will also have their AGM at the end on May 2015.</p> <p>There is potential for a new tenants group in the Bilborough area with initial discussions on going with local residents.</p>	
5	Area Performance Figures	Please see table below	X
6	Good news stories & positive publicity	<p>Aspley Housing Office has now moved into its new premises at ACTC on Minver Crescent.</p> <p>Strelley Social Club has now had its boxing ring delivered. There have been up to 25 children attending training sessions.</p>	X

Littlewood Gardens Project

Leah Hope has put forward a proposal and had a successful response from residents at Littlewoods Gardens to pursue a tenant and resident involvement project. We will be arranging a working group to plan and plant! An area of Littlewoods Gardens has had a drastic clearing. It has been arranged and agreed to get some bulbs and plants to plant in this area to then be maintained by the residents. The closing date was the 24th and we have had a good enough response to go forward with the plans.

Sam Masood and Kate Rand were involved in an Easter Parade along with the TRA group. This event was well attended including Councillor Chapman and Graham Allen MP.









Kennington Road

During February & March 2015 the Kennington Road area had a tasking group set up, for six weeks. Partners (including; NCH, NCC City Services, waste advisers, Community Protection, Southwold School children and Neighbourhood Development Officer) cleaned the area and are working to now improve tenant and resident involvement in improving the appearance of this area.











Just Grow

Nicky and Elira (Aspley TEMS) with HPM Dan Pickard joined several other NCH staff to support the “Just Grow” project at Melbury Primary School, which aims at encouraging NCH tenants and their children to grow their own food to support healthier living and supports healthy eating across the city. The site identified at Melbury Primary School required serious clearance and some volunteers helped with this as part of the project. Nottingham Trent University provided volunteers too. Following the clearance, NCH will be supporting the school to introduce a number of facilities to grown fruit and vegetables. The project is being delivered in partnership with Nourish





		Associates, a social enterprise focused on improving energy, food and water supply in Nottingham.	
--	--	---	--

Performance indicator and definition	Target	2014/15			2013/14	2012/13	Latest Note
		Value	Status	Long Trend	Value	Value	
% of ASB cases resolved – Aspley <i>Note: This PI measures the proportion of ASB cases NCH has successfully resolved. Data for this PI is not available by ward and is reported by Housing Office.</i>	97.8%	100%			98.04%	99.42%	A positive result.
% of ASB cases resolved by first intervention – Aspley <i>Note: This PI monitors how many ASB cases NCH resolved on the first intervention e.g. written warning. Data for this indicator is not available by ward and is reported by Housing Office.</i>	84%	84.93%			80.27%	84.12%	Monthly performance is positive
Number of new ASB cases – Aspley <i>Note: Data for this PI is only available by Housing Office.</i>		184			156	149	The Aspley team ASB partnership with the Police and Community Protection continue to deliver joined up solutions to ASB issues
Tenant satisfaction with the ASB service - Aspley <i>Note: Data for this PI is only available by Housing Office.</i>	8	9.25			9.6	7.97	Excellent progress made against a challenging target.

AC3-2 Repairs







Performance indicator and definition	Target	2014/15			2013/14	2012/13	Latest Note
		Value	Status	Long Trend	Value	Value	
% of repairs completed in target – AC - Aspley, Bilborough & Leen Valley <i>Note: This PI monitors the proportion of repairs being completed within agreed timescales.</i>	96%	98.59%			97.32%	93.41%	
% of repairs completed in target – Aspley Ward <i>Note: This PI monitors the proportion of repairs being completed within agreed timescales.</i>	96%	98.73%			97.3%	93.35%	
% of repairs completed in target – Bilborough Ward <i>Note: This PI monitors the proportion of repairs being completed within agreed timescales.</i>	96%	98.37%			97.22%	93.27%	
% of repairs completed in target – Leen Valley Ward <i>Note: This PI monitors the proportion of repairs being completed within agreed timescales.</i>	96%	98.99%			97.87%	94.41%	
Tenant satisfaction with the repairs service <i>Note: Data for this PI is only available citywide</i>	9	8.9			8.78	8.64	MAR-2015 Whilst slightly short of the Corporate Plan target of 9, year-to-date performance of 8.913 in 2014/15 is higher than all previous annual outturn's. This month all scores on the VMS survey were above Target giving an overall score of 8.924 . Satisfaction survey results are discussed at team meetings, highlighting both good and bad feedback and challenging staff that are not following processes.



AC3-3 Rent Collection

Performance indicator and definition	Target	2014/15			2013/14	2012/13	Latest Note
		Value	Status	Long Trend	Value	Value	
<p>% of rent collected</p> <p><i>Note: This PI measures the amount of rent collected (including tenant arrears) as a percentage of rent due for the current year. Data for this indicator is not available by ward and is reported city wide.</i></p> <p><i>Trend shows as improving if value is over 100% as arrears are decreasing.</i></p>	100%	100.56%			100.02%	100.21%	<p>The rent collection rate for 2014-15 was above target at 100.56%, an improvement on the figure at the end of 2013-14 which was 100.02%.</p> <p>Measures taken to ensure a high level of collection included evening and weekend working by the team. We also conducted a campaign to contact all customers who paid at local housing offices (where the cash payment facility was due to close) to offer support with alternative payment methods and to sign as many as possible up for Direct Debit. This resulted in approximately 600 extra customers signing up to pay by direct debit.</p> <p>A revised Service Level Agreement is being finalised between NCH and Nottingham Revenue and Benefits Ltd - the new company formed to deal with Housing Benefit claims on behalf of the City Council. This is expected to be in place early in 2015-16 and is designed to improve the relationship between the two organisations and ensure that targets set for processing of claims etc will be monitored and met. This is expected to have a positive effect on our rent arrears and collection performance.</p> <p>2015-16 will see the introduction of Universal Credit. This will result a significant percentage of our weekly rent debit being paid directly to tenants, where it is currently paid directly to NCH as housing benefit. Several measures are being taken to ensure the impact of this on our rent collection figures is minimised, including:</p> <ul style="list-style-type: none"> Communications activity e.g. via the tenants' newsletter Tenancy Sustainment Team holding events in local communities and targetting support Updating Northgate IT system to better enable management of affected accounts Staff training across NCH to ensure support to tenants is provided by the whole organisation
% of tenancies ending due to	0.75%	0.56%			0.74%	0.55%	This performance indicator is of particular importance to the team as we are committed to sustaining as many









<p>eviction</p> <p><i>Note: This PI monitors the percentage of tenants being evicted due to rent arrears and is reported citywide.</i></p>							<p>tenancies as possible and have measures in place to support tenants in arrears. The Tenancy Sustainment Team receives referrals from Rent Account Managers relating to tenants who require additional support. The Team supports such tenants to manage their finances more effectively with the aim of maintaining their tenancy and avoiding eviction. We have evicted 148 tenants in the last 12 months, this compares to 197 during 2013-14. We will work to ensure that this downward trend continues.</p>
--	--	--	--	--	--	--	--

AC3-4a Empty properties - Average relet time









Performance indicator and definition	Target	2014/15			2013/14	2012/13	Latest Note
		Value	Status	Long Trend	Value	Value	
<p>Average void re-let time (calendar days) – AC - Aspley, Bilborough & Leen Valley</p> <p><i>Note: This PI measures how long it takes NCH to re-let empty properties from the end of the old tenancy to the start of the new tenancy</i></p>	25	24.25			24	29.96	Void performance summary: There are currently 35 empty properties in the Area Committee 3 area. The average time to relet properties in the Area Committee 3 area is 24 days. There have been 398 new lettings this year. The city wide time to let empty properties is 26. Our voids processes have recently undergone a review. In the long term this should result in an improvement in performance. There are still some long term/hard to let properties in the system which have an adverse effect on performance. The longest a property has been empty in this area is 15 weeks. Our lettings teams are working hard to find appropriate tenants for this property and others in the area
<p>Average void re-let time (calendar days) – Aspley Ward</p> <p><i>Note: This PI measures how long it takes NCH to re-let empty properties from the end of the old tenancy to the start of the new tenancy</i></p>	25	24.5			26.73	29.94	Void performance summary: There are currently 11 empty properties in the Aspley ward area. The average time to relet properties in the Aspley ward area is 24 days. There have been 194 new lettings this year. The city wide time to let empty properties is 26. Our voids processes have recently undergone a review. In the long term this should result in an improvement in performance. There are still some long term/hard to let properties in the system which have an adverse effect on performance. The longest a property has been empty in this area is 15 weeks. Our lettings teams are working hard to find appropriate tenants for this property and others in the area
<p>Average void re-let time (calendar days) – Bilborough Ward</p> <p><i>Note: This PI measures how long it takes NCH to re-let empty properties from the end of the old tenancy to the start of the new tenancy</i></p>	25	23.21			20.8	30.16	Void performance summary: There are currently 17 empty properties in the Bilborough ward area. The average time to relet properties in the Bilborough ward area is 23 days. There have been 168 new lettings this year. The city wide time to let empty properties is 26. Our voids processes have recently undergone a review. In the long term this should result in an improvement in performance. There are still some long term/hard to let properties in the system which have an adverse effect on performance. The longest a property has been empty in this area is 8 weeks. The lettings service houses around 200 families each month around the city.

<p>Average void re-let time (calendar days) – Leen Valley Ward</p> <p><i>Note: This PI measures how long it takes NCH to re-let empty properties from the end of the old tenancy to the start of the new tenancy</i></p>	25	27.78			23.18	29.12	<p>Void performance summary: There are currently 7 empty properties in the Leen Valley ward area. The average time to relet properties in the Leen Valley ward area is 28 days. There have been 36 new lettings this year. The city wide time to let empty properties is 26. Our voids processes have recently undergone a review. In the long term this should result in an improvement in performance. There are still some long term/hard to let properties in the system which have an adverse effect on performance. The longest a property has been empty in this area is 7 weeks. The lettings service houses around 200 families each month around the city.</p>
--	----	-------	--	---	-------	-------	--









AC3-4b Empty properties - Lettable voids

Performance indicator and definition	Target	2014/15			2013/14	2012/13	Latest Note
		Value	Status	Long Trend	Value	Value	
Number of lettable voids – AC - Aspley, Bilborough & Leen Valley <i>Note: Lettable voids are empty properties available for re-letting. They will receive repair work and then be re-let to a new tenant.</i>		35			60	53	
Number of lettable voids – Aspley Ward <i>Note: Lettable voids are empty properties available for re-letting. They will receive repair work and then be re-let to a new tenant.</i>		11			30	31	
Number of lettable voids – Bilborough Ward <i>Note: Lettable voids are empty properties available for re-letting. They will receive repair work and then be re-let to a new tenant.</i>		17			26	19	
Number of lettable voids – Leen Valley Ward <i>Note: Lettable voids are empty properties available for re-letting. They will receive repair work and then be re-let to a new tenant.</i>		7			4	3	

AC3-4c Empty properties - Decommissioning

Performance indicator and definition	Target	2014/15			2013/14	2012/13	Latest Note
		Value	Status	Long Trend	Value	Value	
Number of empty properties awaiting decommission – AC - Aspley, Bilborough & Leen Valley <i>Note: This PI shows the number of empty properties which will not be re-let and includes those being decommissioned and / or demolished.</i>		112			45	1	
Number of empty properties awaiting decommission – Aspley Ward <i>Note: This PI shows the number of empty properties which will not be re-let and includes those being decommissioned and / or demolished.</i>		28			0	0	
Number of empty properties awaiting decommission – Bilborough Ward <i>Note: This PI shows the number of empty properties which will not be re-let and includes those being decommissioned and / or demolished.</i>		84			0	0	
Number of empty properties awaiting decommission – Leen Valley Ward <i>Note: This PI shows the number of empty properties which will not be re-let and includes those being decommissioned and / or demolished.</i>		0			0	1	

AC3-5 Tenancy sustainment

Performance indicator and definition	Target	2014/15			2013/14	2012/13	Latest Note
		Value	Status	Long Trend	Value	Value	
Percentage of new tenancies sustained - AC - Aspley, Bilborough & Leen Valley <i>Note: This PI measures the number of new tenants who are still in their tenancy 12 months later.</i>	93.5%	97.35%			94.53%	95.3%	performance exceeds target which is pleasing in uncertain economic times
Percentage of new tenancies sustained - Aspley Ward <i>Note: This PI measures the number of new tenants who are still in their tenancy 12 months later.</i>	93.5%	97.65%			94.04%	94.47%	performance exceeds target which is pleasing in uncertain economic times
Percentage of new tenancies sustained - Bilborough Ward <i>Note: This PI measures the number of new tenants who are still in their tenancy 12 months later.</i>	93.5%	97.24%			95.12%	96.26%	performance exceeds target which is pleasing in uncertain economic times
Percentage of new tenancies sustained - Leen Valley Ward <i>Note: This PI measures the number of new tenants who are still in their tenancy 12 months later.</i>	93.5%	96%			95%	95%	performance exceeds target which is pleasing in uncertain economic times

The theme for this Committee is 'Safer'.

Headlines for ASB service includes.

Development of in-house community mediation service, the service is due to be launched later in the year. We will soon be launching a marketing and recruitment campaign to recruit volunteers to deliver community mediation. Volunteers will be trained to accredited mediator status through NCHs tenant academy and supported by NCH's Community Mediation Officer. We will be looking to partners to help promote the recruitment campaign and encourage community interest.

In July 2015 NCH Housing Patch Managers and TEMs will be attending hate crime training delivered by the Sophy Lancaster Foundation. The training will be innovative and be delivered in a workshop format.

It will explore and challenge delegates stereotypes and beliefs system and give an understanding of the legal aspects around Hate Crime.

It will recognise alternative subcultures and their relation to Hate Crime looking at the impact and effects of Hate Crime in the lives of victims, families, communities and perpetrators.

It will explore how to overcome barriers to reporting and effective partnership working.

NCH are about to commence development of our NCH tackling ASB and Crime strategy. Focus groups have already been held with partners, tenants and residents and staff.

WEST AREA COMMITTEE 17TH JUNE 2015

Title of paper:	AREA CAPITAL FUND - 2015/16 Programme	
Director(s)/ Corporate Director(s):	Andy Vaughan Director of Neighbourhood Services	Wards affected: Aspley, Bilborough, Leen Valley
Report author(s) and contact details:	Sioban Campbell Neighbourhood Development Officer – Aspley Ward 0115 8833738 sioban.campbell@nottinghamcity.gov.uk	
Other colleagues who have provided input:	Nancy Hudson, Projects Officer, Highway Services Tel: 0115 8765633 nancy.hudson@nottinghamcity.gov.uk Julianne Christou Neighbourhood Development Officer –Bilborough Ward 0115 8833739 julianne.christou@nottinghamcity.gov.uk Deborah Wilson, Neighbourhood Development Officer – Leen Valley Ward 0115 8833741 deborah.wilson@nottinghamcity.gov.uk	
Date of consultation with Portfolio Holder(s) (if relevant)		
Relevant Council Plan Strategic Priority:		
Cutting unemployment by a quarter		<input type="checkbox"/>
Cut crime and anti-social behaviour		<input checked="" type="checkbox"/>
Ensure more school leavers get a job, training or further education than any other City		<input type="checkbox"/>
Your neighbourhood as clean as the City Centre		<input checked="" type="checkbox"/>
Help keep your energy bills down		<input type="checkbox"/>
Good access to public transport		<input type="checkbox"/>
Nottingham has a good mix of housing		<input type="checkbox"/>
Nottingham is a good place to do business, invest and create jobs		<input checked="" type="checkbox"/>
Nottingham offers a wide range of leisure activities, parks and sporting events		<input checked="" type="checkbox"/>
Support early intervention activities		<input type="checkbox"/>
Deliver effective, value for money services to our citizens		<input checked="" type="checkbox"/>
Summary of issues (including benefits to citizens/service users):		
This report provides Councillors with: Latest spend proposals under the Area Capital Fund including highways and footpaths.		
Recommendation(s):		
1	a) Note the monies available to Aspley, Bilborough and Leen Valley as outlined in Appendix 1 for Area Capital Fund.	

	b) That West Area Committee approves the Area Capital Fund committed schemes for the Aspley, Bilborough and Leen Valley Wards.
2	a) Note the monies available to Aspley, Bilborough and Leen Valley as outlined in Appendix 2 for Nottingham City Homes Environmental. b) That West Area Committee approve the decommitment for the Aspley Ward c) That the West Area Committee approve the committed scheme for the Aspley Ward

1. **REASONS FOR RECOMMENDATIONS**

- 1.1 The Nottingham Local Transport Plan (LTP) Strategy 2011-2026 maintains a commitment to deliver local transport improvements across Nottingham's Neighbourhoods and prioritises small scale transport improvements of importance to local communities.
- 1.2 As part of the budget process Nottingham City Council approved in March 2015 a Local Transport Plan capital allocation of £1.25 million citywide between 2015-2016.
- 1.3 To give opportunity for the Area Committee to make comment on suggested schemes and their progress.

2. **BACKGROUND (INCLUDING OUTCOMES OF CONSULTATION)**

- 2.1 The Area Capital Programme was established to improve the environment of the neighbourhoods and to create a sense of place for residents in order to improve the quality of life of local people. Since it was established in 2006 to meet the then corporate priority of 'Transforming Neighbourhoods', the Area Capital Fund has included a total programme expenditure portfolio of £40 million. The improvements that have been carried out to date using this programme have included: footpaths, fences, visual enhancements to public realm, refurbishment of parks and improvements to public buildings.
- 2.2 Resources are allocated from the Nottingham City Council general fund, the Local Transport Plan and from the Housing revenue Account. To achieve a joint approach to environmental improvements in neighbourhoods, a greater degree of flexibility has been established to prioritise and deliver improvements so that there is a synergy in local solutions for local issues across neighbourhoods.
- 2.3 The programme of works is a rolling programme. There have been instances where schemes are started, with strong community involvement and interest, only to be altered at a later stage due to changing circumstances such as economic conditions and changes in land values.
- 2.4 The Area Committee, particularly community representatives, are invited to comment specifically on those schemes identified in the proposals column and also to consider whether certain schemes can be linked to other programmes of work in order to generate best value and create a greater impact on the local area.

3. OTHER OPTIONS CONSIDERED IN MAKING RECOMMENDATIONS

3.1 None.

4. FINANCIAL IMPLICATIONS (INCLUDING VALUE FOR MONEY/VAT)

4.1 Bringing together the various strands which form part of the Area Capital Programme enables the City Council to respond efficiently in delivering on public realm improvements as identified by local people.

5. RISK MANAGEMENT ISSUES (INCLUDING LEGAL IMPLICATIONS AND CRIME AND DISORDER ACT IMPLICATIONS)

5.1 A risk register has been produced which is regularly monitored.

6. EQUALITY IMPACT ASSESSMENT

Has the equality impact been assessed?	<input type="checkbox"/>
Not needed (report does not contain proposals or financial decisions)	<input type="checkbox"/>
No – not needed	<input checked="" type="checkbox"/>
Due regard should be given to the equality implications identified in the EIA.	<input type="checkbox"/>

7. LIST OF BACKGROUND PAPERS OTHER THAN PUBLISHED WORKS OR THOSE DISCLOSING CONFIDENTIAL OR EXEMPT INFORMATION

7.1 Highways Framework Agreement.

8. PUBLISHED DOCUMENTS REFERRED TO IN COMPILING THIS REPORT

8.1 Executive Board Report, 24 February 2015, as part of Item 15, Medium Term Financial Plan 2015/16-2017/18, under Annex 3, Capital Programme.

APPENDIX 1

Aspley Area Capital 2015 - 2016 Programme
Aspley LTP schemes

Location	Type	Councillor Prioritised / Area Committee Approved	Estimate	Estimated start date	Completed	Details
Bells Lane/Cinderhill	Road markings	Prioritised 12 May 2015	£2,000			Implementation of staggered "keep clear" road markings at A10 Cinderhill roundabout/Bells Lane junction - lead service: Traffic & Safety

Total LTP schemes*

£2,000

Aspley Public Realm schemes

Location	Type	Councillor Prioritised / Area Committee Approved	Estimate	Estimated start date	Completed	Details
Aspley Ward trees	tree works	Prioritised 12 May 2015	£5,000			Contribution to 3 year city-wide programme of felling inappropriately placed trees and replacement tree planting - lead service: Parks & Open Spaces
Lindfield Road Wall Phase 2	wall scheme	Prioritised 26 May 2015	£34,855			Partnership scheme with NCH; further contribution to works on Lindfield Road Walls - lead service: NCH

Total Public Realm schemes**

£39,855

Aspley Withdrawn schemes

Location	Type	Reason	Amount	Details

Total Decommited***

£0

2015-2016 LTP allocation

£98,000

LTP carried forward from 2013-2015

£3,000

2015 - 2016 Public Realm allocation

£58,800

Public Realm carried forward from 2013-2015

£0

Total Available 2015 - 2016 ACF**£159,800**

*Less LTP schemes

- £2,000

**Less Public Realm schemes

- £39,855

***Decommited funds

+ £0

Remaining available balance**£117,945**

LTP element remaining

£99,000

Public Realm element remaining

£18,945

Bilborough Area Capital 2015 - 2016 Programme

Bilborough LTP schemes

Location	Type	Councillor Prioritised / Area Committee Approved	Estimate	Estimated start date	Completed	Details

Total LTP schemes*

£0

Bilborough Public Realm schemes

Location	Type	Councillor Prioritised / Area Committee Approved	Estimate	Estimated start date	Completed	Details
Bilborough Ward trees	tree works		£5,000			Contribution to 3 year city-wide programme of felling inappropriately placed trees and replacement tree planting - lead service: Parks & Open Spaces

Total Public Realm schemes**

£5,000

Bilborough Withdrawn schemes

Location	Type	Reason	Amount	Details

Total Decommited***

£0

2015-2016 LTP allocation

£83,000

LTP carried forward from 2013-2015

£0

2015 - 2016 Public Realm allocation

£49,800

Public Realm carried forward from 2013-2015

£643

Total Available 2015 - 2016 ACF

£133,443

*Less LTP schemes

- £0

**Less Public Realm schemes

- £5,000

***Decommited funds

+ £0

Remaining available balance

£128,443

LTP element remaining

£83,000

Public Realm element remaining

£45,443

**Leen Valley Area Capital 2015 - 2016 Programme
Leen Valley LTP schemes**

Location	Type	Councillor Prioritised / Area Committee Approved	Estimate	Estimated start date	Completed	Details
Nuthall Road 2	Pedestrian safety		£1,000			Further contribution to footway build-out near Bobbers Mill Café to be combined with work introducing waiting restrictions outside businesses

Total LTP schemes*

£1,000

Leen Valley Public Realm schemes

Location	Type	Councillor Prioritised / Area Committee Approved	Estimate	Estimated start date	Completed	Details
Leen Valley Ward trees	tree works		£5,000			Contribution to 3 year city-wide programme of felling inappropriately placed trees and replacement tree planting - lead service: Parks & Open Spaces
Grit Bins and salt	winter maintenance		£305			Supply 1 x 200L grit bin on Southfield Drive, outside Robert Shaw Primary School (first ward priority)

Total Public Realm schemes**

£5,305

Leen Valley Withdrawn schemes

Location	Type	Reason	Amount	Details

Total Decommited***

£0

2015-2016 LTP allocation

£42,000

LTP carried forward from 2013-2015

£0

2015 - 2016 Public Realm allocation

£25,200

Public Realm carried forward from 2013-2015

£5,746

Total Available 2015 - 2016 ACF

£72,946

*Less LTP schemes

- £1,000

**Less Public Realm schemes

- £5,305

***Decommited funds

+ £0

Remaining available balance

£66,641

LTP element remaining

£41,000

Public Realm element remaining

£25,641

APPENDIX 2

Area	Ward	Actual Budget (including carry fwd from 2013/14)	Schemes approved	Schemes Committed	Schemes De- Committed	Remaining Budget
3	Aspley	£125,000.00	£0.00	£175,000.00	£50,000.00	£0.00
3	Bilborough	£201,279.00	£0.00	£0.00		£201,279.00
3	Leen Valley	£49,721.00	£0.00	£0.00		£49,721.00

Address	Request	Reason	Nottingham City Homes Officer	Cost	Approval
Aspley Ward	Communities Taking Control Project. Installing kickboards to properties / installing new house numbers to properties / cleaning painted house numbers off properties / applying specially designed stickers to wheelie bins to identify ownership	Support training, employment and access to apprenticeships for local people in the ward / create and maintain clean and tidy estates	Chris Holloway	£50,000.00	Decomit
Lindfield Road	Continuation of the wall scheme	Improve appearance of neighbourhood. Create defensible spaces	Leanne Hoben	£95,083.48	Commit
Bells Lane Estate	Street improvements for the targeted street on the Bells Lane Estate	Improve appearance of the Neighbourhood.	Ellie Ashworth	£79,916.52	Commit
				£175,000.00	TOTAL

This page is intentionally left blank

WEST AREA COMMITTEE 17th June 2015

Title of paper:	WARD PERFORMANCE REPORTS Q1	
Director(s)/ Corporate Director(s):	Andy Vaughan, Director of Neighbourhood Services	Wards affected: Aspley, Bilborough and Leen Valley
Report author(s) and contact details:	Heidi May, Locality Manager, 07983718859 heidi.may@nottinghamcity.gov.uk Neighbourhood Development Officers: Sioban Campbell, 0115 8833738 sioban.campbell@nottinghamcity.gov.uk Julianne Christou 0115 8833739 julianne.christou@nottinghamcity.gov.uk Deborah Wilson 0115 8833741 deborah.wilson@nottinghamcity.gov.uk	
Other colleagues who have provided input:	Dave Halstead, Head of City Services dave.halstead@nottinghamcity.gov.uk Leslie Marriott, Crime and Drugs Partnership Analyst leslie.marriott@nottinghamcity.gov.uk	
Date of consultation with Portfolio Holder(s) (if relevant)	Not relevant	
Relevant Council Plan Strategic Priority:		
Cutting unemployment by a quarter		<input checked="" type="checkbox"/>
Cut crime and anti-social behaviour		<input checked="" type="checkbox"/>
Ensure more school leavers get a job, training or further education than any other City		<input checked="" type="checkbox"/>
Your neighbourhood as clean as the City Centre		<input checked="" type="checkbox"/>
Help keep your energy bills down		<input checked="" type="checkbox"/>
Good access to public transport		<input checked="" type="checkbox"/>
Nottingham has a good mix of housing		<input checked="" type="checkbox"/>
Nottingham is a good place to do business, invest and create jobs		<input checked="" type="checkbox"/>
Nottingham offers a wide range of leisure activities, parks and sporting events		<input checked="" type="checkbox"/>
Support early intervention activities		<input checked="" type="checkbox"/>
Deliver effective, value for money services to our citizens		<input checked="" type="checkbox"/>
Summary of issues (including benefits to citizens/service users):		
<p>The following is a brief summary by the respective Ward Neighbourhood Development Officers highlighting key issues:</p> <p><u>WARD: ASPLEY, (Aspley, Bells Lane and Broxtowe Beats) Neighbourhood Development Officer, Sioban Campbell</u></p> <p>Key Successes</p> <ul style="list-style-type: none"> • Aspley Partnership Intergenerational Tea Dances • The new café at ACTC BEST Creative's • Jobs Club and Benefit Support Club at the Hope Centre 		

- New extension to Phoenix Adventure for eligible 2 year old provision

Emerging issues

ASB issues on the Broxtowe Estate.

The NAT (Aspley Neighbourhood Action Team)

- ASB issues on the Broxtowe Estate
- Lifeline Presentation
- Clean ups on the Broxtowe Estate
- Looking at Alleways

WARD: Bilborough (Balloon Woods, Bilborough, Denewood and Strelley Beats) Neighbourhood Development Officer, Julianne Christou

Key Successes

- The 2015 Bilborough Gem Awards Ceremony, held at the Oakfield School was a great success. More than 50 Young People received awards. Friends and family supported the event.
- The Skills Exchange Launch at St Johns Church Hall attracted local residents. There will be more opportunities to join and sign up during the coming months.
- The Bilborough 'Our Place Project' has been launched, with funding secured to refurbish the hub at Hanover Court.
- Councillors are supporting the refurbishment of two local parks Hoylake and Rosedale.

Emerging issues

- A small number of young people continue to cause anti-social behaviour. The police, NAT partners and other agencies are working together to deal with this issue.
- The Bracebridge Drive Recycling Bins
- The Cranwell Road demolition is an ongoing issue.

Events Planned

- An Information Day at the Wollaton Vale Community Centre June 2nd
- Dementia training for staff

What is the Neighbourhood Action Team (NAT) focusing its work on?

- The NAT continues its work on reviewing ward priorities, and the next phase will be to strengthen actions around the health theme. Looking at how to promote awareness about cancer screening and dementia both for staff and residents.
- Working with partners to address the Bracebridge Recycling Area
- Continuing to work with young people and how they can support older people in the Ward through the 'Our Place Project'.
- Supporting the work of the Great Project and the Poster competition.

WARD: Leen Valley (Beechdale, Ainsley and Hyson Green Beats) Neighbourhood Development Officer, Deborah Wilson

Key Successes

- Democracy event with Bluecoat Academy VI Formers with over 100 attending
- A consensus has been achieved regarding restrictions on Cheslyn Drive and Oakwood Drive.
- Councillors have supported a range of community organisations this period to improve the service they give. Examples of this include, ipads for an after school club, English Classes for Roma Citizens; safety improvements to New Whitemore Baptist Church to enable Youth Activities to take place there, planting schemes for New Whitemore Tenants and Residents Association

- The Research conducted to find out where people access surveys in Leen Valley and what they would like to see developed in the future is now in the data collection phase. 400 Surveys have been distributed, and interviews and focus groups have been held. This is conducted in partnership with Groundwork and Nottingham University.
- Mass clean up and enforcement in the Kennington Road Area

Emerging issues

- Finding a solution to repairing equipment on Robert Shaw Field that has been vandalised, in order to open the field and reduce antisocial behaviour in the area.
- Continuing to hold activities in Kennington Road to encourage Neighbourhood pride and prevent a relapse

Events that have happened

- Local Action Group
- Kennington Area Hanging Basked Workshop
- New Whitemore Planting Sessions

Events planned

- Summer activities with Voluntary Sector Agencies in the Ward

What is the Neighbourhood Action Team (NAT) focusing its work on?

- A strong and speedy clean up and enforcement response to enviro-crime
- Developing the Children and Families part of the Priority Plan
- Ensuring intensive partnership work is conducted with people who engage in antisocial behaviour
- Linking with schools in the area to engage young people

Recommendation(s):

1	Area Committee note and comment on the Ward Performance Reports for quarter 1 - 2015/16
---	---

1. REASONS FOR RECOMMENDATIONS

- 1.1 Ward performance reports provide a descriptive and statistical picture of what is happening at a ward level and invite community representatives to comment, debate, challenge and identify how they can add value to improve their neighbourhoods.
- 1.2 Ward performance reports also monitor progress in the wards and act as a catalyst.

2. BACKGROUND (INCLUDING OUTCOMES OF CONSULTATION)

- 2.1 Neighbourhood Working has been important for a number of years in Nottingham as a means of engaging better with citizens and to drive forward service improvement.
- 2.2 The Nottingham Plan has a goal that “public service delivery will be better integrated and appropriately devolved, ensuring more accessible and responsive services for all, and giving residents more control over what happens in their neighbourhoods”; the Ward Performance Reports help to support this.
- 2.3 The Ward Performance Reports capture work at a local level to support the Nottingham Plan; it is a short summary of key updates on priorities and issues in the

ward. More detailed implementation plans sit behind the report, such as the Ward Plans and other partners' implementation plans.

2.4 It was agreed by the North Locality Board, that the focus for the Board moving forward would be Employability, Domestic Violence and Violence, Public Realm and Anti Social Behaviour. The board will maintain a focus on crime, but the targets have been broadened out to reflect the local needs and priorities of the North. The Locality Board, together with partners will take a proactive approach. The board will be reviewing evidence including statistics every month to ensure good progress. Area Chairs, or their nominated representatives are invited. Minutes are issued to all Ward Councillors.

2.5 The Ward Performance Reports are co-ordinated by Neighbourhood Development Officers every quarter, with the data analysis undertaken by the Crime and Drugs Partnership.

3. OTHER OPTIONS CONSIDERED IN MAKING RECOMMENDATIONS

3.1 None

4. FINANCIAL IMPLICATIONS (INCLUDING VALUE FOR MONEY/VAT)

4.1 None

5. RISK MANAGEMENT ISSUES (INCLUDING LEGAL IMPLICATIONS AND CRIME AND DISORDER ACT IMPLICATIONS)

5.1 Consideration of the above is integral to all the activity that is contained in this report. Reduction of crime and disorder is a key goal of a large proportion of the initiatives described.

6. EQUALITY IMPACT ASSESSMENT

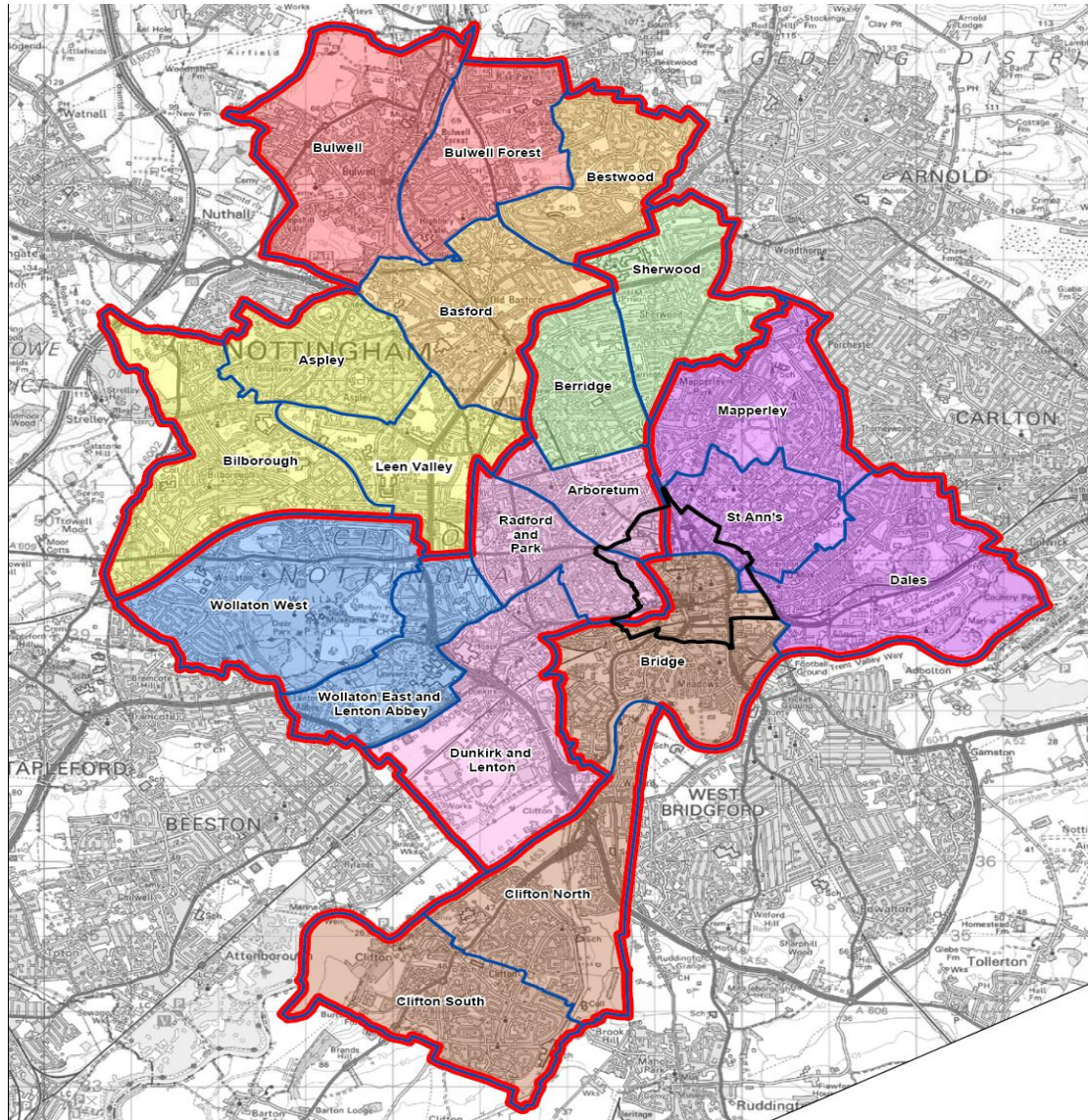
Has the equality impact been assessed?	<input type="checkbox"/>
Not needed (report does not contain proposals or financial decisions)	<input type="checkbox"/>
No – not needed	<input checked="" type="checkbox"/>
Due regard should be given to the equality implications identified in the EIA	<input type="checkbox"/>

7. LIST OF BACKGROUND PAPERS OTHER THAN PUBLISHED WORKS OR THOSE DISCLOSING CONFIDENTIAL OR EXEMPT INFORMATION

7.1 Neighbourhood Working Framework 2012 CLT report.

8. PUBLISHED DOCUMENTS REFERRED TO IN COMPILING THIS REPORT

8.1 None.



Aspley

Aspley - Ward Priorities

Ward:	
Aspley Ward STRATEGIC THEME -	Aspley Ward LOCAL PRIORITIES
Families Nottingham	<ul style="list-style-type: none"> a) Embed Family Support Strategy via use of Family Support Pathway at a Ward Level (Improve Services and support available for young people and families) b) Work with Partners to improve early intervention with Families inc increasing use of CAF, referral routes into Family Community Team Family Support services and workforce development (Improve quality of life and aspirations for young people) c) Increase awareness and engagement of the impact on children and young people of domestic violence (Behaviours of young people) d) Review approaches to delivering services for Children and young people living within the Aspley Ward (Lack of appropriate provision for young people)
Neighbourhood Nottingham	<ul style="list-style-type: none"> a) Maintain 4* rating by NCH tenant inspectors (The rating now includes opportunities for involvement, partnership working alongside the cleanliness of the estate) b) Improve visual appearance of neighbourhoods (Improve cleanliness in ward; ii) Tackle grot spots; iii)Overgrown hedges and untidy gardens c) Reduce incidents of dog fouling on streets
Safer Nottingham	<ul style="list-style-type: none"> a) Anti Social Behaviour b) Drugs c) Criminal Damage
Healthier Nottingham	<ul style="list-style-type: none"> 1) Sexual Health 2) Alcohol/ or smoking (Community groups/Cllrs and NAT to decide of the two) 3) Mental health or Child & Adult Obesity (Community groups/Cllrs and NAT to decide of the two)
Working Nottingham	<ul style="list-style-type: none"> a) Jobs b) Training

Aspley Ward Community Engagement

Ward Walk

Area/ Estate	Date/ Time	Meeting Point
Bells Lane	5.30pm Bells Lane Estate	Bells Lane Community Centre

Community Events / Activities / Engagement

Area/ Estate	Date/ Time	Meeting Point
Aspley Summer Carnival	11-3pm, 11 th July 2015	Ambleside School Organised in Partnership with Ambleside School PTA, Red Dance & Aspley Partnership
Broxtowe – Tea in the Park	8 th August	Broxtowe Country Park Organised by Broxtowe Community Group

Finance

Aspley Ward Councillor Budgets

Total amount committed this period £4,718.00

Budget remaining £27,100.93 (2015/2016)

Aspley Area Capital Fund

Total amount committed this period £41,854.98

Total amount decommitted this period £0

Budget remaining £117,945.02 (2015/2016)

Others – Section 106

None this period

Aspley NCH ‘Environmentals’

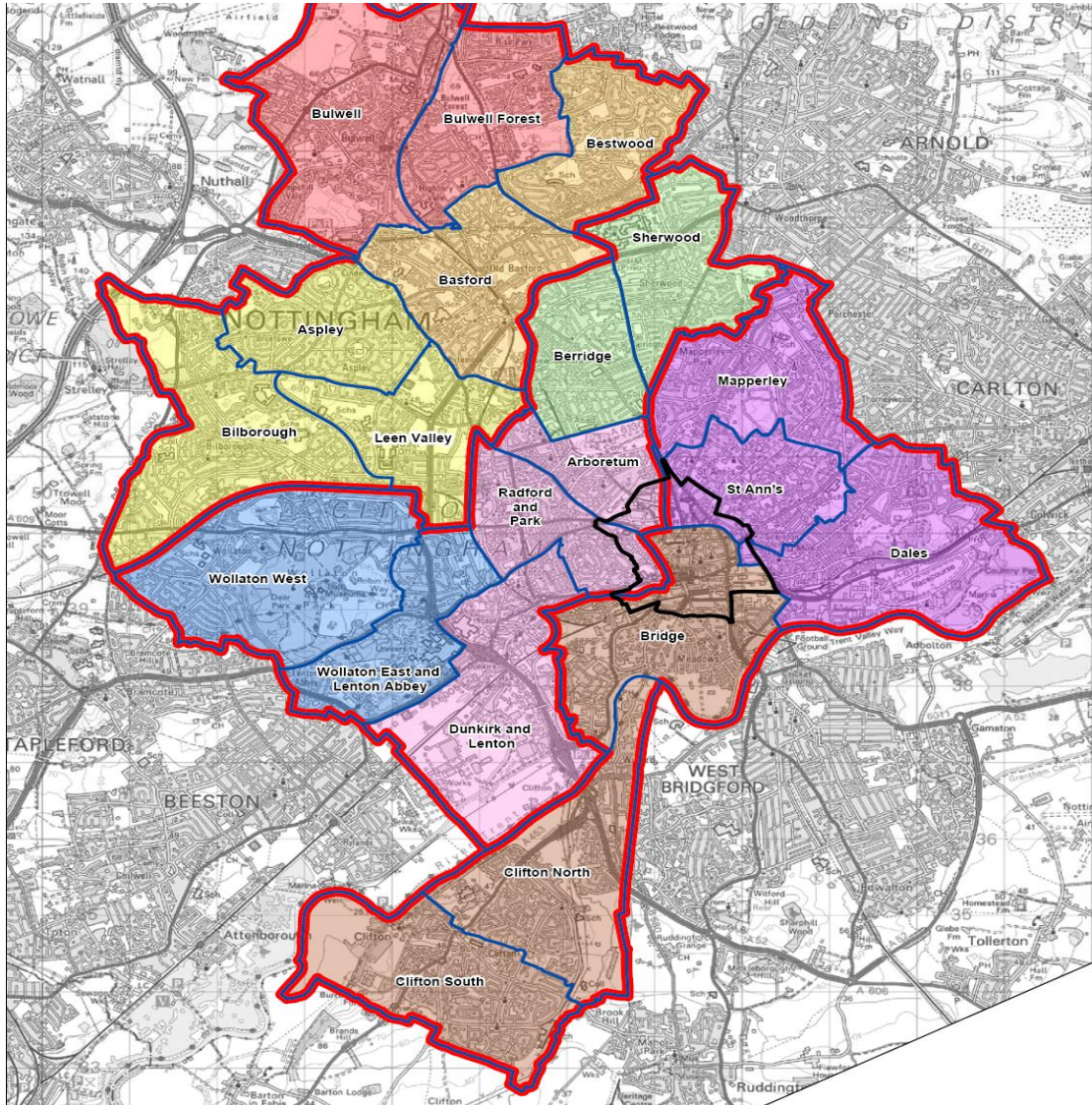
Total Amount committed this period £175,000.00

Total amount decommitted £50,000.00

Budget Remaining £0

Other Funding

None this period



Bilborough

Bilborough Ward Priorities

Theme	Priorities	Key Actions	Outcome (Methods of evaluation)	Lead
Safer	To increase the number of people signed up to and using the Neighbourhood Alert Scheme (NAS) in the Ward	To use the Neighbourhood Action Teams (NAT) potential to publicise the Alert Scheme at every engagement opportunity with the public. E.g. Information Days planned for Balloon Woods Beat at Wollaton Vale Community Centre June 2 nd	Increased numbers across the area will ensure more effective crime prevention/ engagement.	Police
	Utilise the Alert system to increase and promote Neighbourhood Watch (NHW) throughout the ward.	Partners involved in the NAT to promote and identify potential coordinators from the community. Especially in groups under represented in the ward.	NHW will be key to delivering quality community engagement, crime prevention, and give the community the opportunity to help reduce crime and ASB.	Police
	Reduce crime and Anti Social Behaviour in the Bilborough Ward. Ensure this is linked to the concerns and fears of the community in our priority setting process.	To agree suitable priorities through the NAT, based on Community feedback through engagement by all NAT agencies. To utilise NAT process to deliver joint services approach to reduce crime and Anti Social Behaviour (ASB). Feedback from the community in the four Bilborough beats showed the main concerns raised are ASB: 1.Youths using mini-motos in an anti-social manner	Problem solving plans will be produced and maintained by Police. Each plan will evaluate the outcome of the priority. The plans will be 'SMART'. We will ensure the work conducted is fed back into the community.	Police Police and Neighbourhood Action Team (NAT) Partners

	Safeguarding	<p>2. Rowdy nuisance behaviour 3. Groups of youths hanging around 4. Speeding</p> <p>The big group of YP causing ASB earlier in the year has decreased due to the targeted coordinated work by Police, Family & Community Team (FCT) & Nottingham City Homes (NCH). However a very small group travel around the area causing ASB. The police are targeting this group, are flexible with their patrols and actions so can maintain their efforts to reduce the offending.</p> <p>Fire service to support patrol of 'Hot Spots' & use of community outreach vehicle for future events</p> <p>1)The Great Project in local primary schools (yrs 5 & 6) 2) Bilborough families are being referred to the 'Stronger Families Programme'. 3) 'Duty System' currently delivered at Broxtowe Children's Centre, Mon-Fri 8am - 6pm.</p>	<p>Hot spot areas are seeing a vast improvement, due to targeted work. The location is fluid.</p> <p>Support children in their positive relationships Offers families support with DV, behaviour, benefits etc.</p>	
	Develop links between the NAT process and Schools in the Ward. This would help improve engagement with young people in the area, and ensure the Schools are involved in the local community.	Help to establish Student Councils within our schools. These Councils will then be able to represent the needs of the school and the young people who attend them. NDO to visit the newly elected School Council at the New Academy, Bluecoat & Beechdale Academy (formally Hadden Park High) Summer '15.	Effective engagement/ inclusion of the schools in our area. Empowering young people to be part of the problem solving process in our area will enable us to prevent crime and ensure	NAT Partners

		To use the information in the Well being Report for Bilborough (Nov '14) to inform NAT & Bilborough Youth Network (BYN) partners work with children and their families.	interventions are relevant to this group of people.	
	Fire Prevention	To approach local schools to deliver Riskwatch Fire and Burns Programme.	To increase fire safety awareness within the home and reduce dwelling fires.	Fire Service
		Posters to reduce accidental fires by older people have been put up in the local area, to be consulted on, to see if they help reduce fires. Fires have reduced among older people.	Reduce fire risks for older people, by increasing awareness of risks.	
	Reduce speeding in the Ward	Speeding initiatives to be carried out in Bilborough and main 'arterial' routes.	Enforcement action taken against offenders	Police
Neighbourhoods	<p>Improve appearance of Neighbourhoods/gardens/hedges</p> <p>Improvements to the local area</p>	<p>Complete Health and Safety Inspections and continue to carry out estate inspections to identify breeched of tenancy and ensure the estates reach the 4 Star standards. The 'Estate assessment' is based on the visual appearance & partnership activity. To be achieved through community involvement activities & enhanced partnership working: ward walks, attendance at Community Fun Days. Improvements to the Strelley Community Club supported by Ward Councillors, NCH & Police. Demolition Work continues on the Cranwell Estate, frequent visits to check cleaning,</p>	<p>To achieve 4 stars by Improved appearance, reduction in rubbish, increased community pride</p> <p>Ongoing to support safety local people and</p>	Nottingham City Homes (NCH) City Services

		security & fire, that it's free from Vandalism. Increased patrols by NCH and CPO's. Meet the Builder Event in April to demonstrate progress.	of the area.	
	The Neighbourhood to be as clean as the City centre	New Spring schedules for working in place.	Improved appearance, reduction in rubbish, increased community pride	City Services Community Protection Officer
	Reduce dog fouling within the ward	Build on relationship with local schools to involve students in promoting responsible dog ownership. Environmental issues litter/Dog fouling, from Police surveys passed to CPO's & City Services. NAT partners at Bilborough Market to highlight issues, May 21 st .	CPO's in area every day. Increase awareness of reporting Dog Fouling, dog tagging, recycling.	
	Car Parking	Car Parking remains an ongoing issue for many residents. The consultation results for 'residents' only scheme in the Ambergate area in June '14 did not demonstrate the need for a scheme.	Identify parking problems and look at possible solutions.	Councillors/Parking Enforcement/Police/CPO's.
Families	More activities for young people	FCT will work with partners via the established Bilborough Youth Network to increase provision of diversionary activities across the ward Ongoing discussions between FCT, Groundworks, NDO, NCH & partners to support Youth provision in the area. FCT finance 'Jigsaw' holiday clubs at the Glenbrook site, for 4-11yrs. 'Diddy Dots' sessions accessed by Bilborough families, in partnership with	An increased activity timetable of partnership events. Helps support the development of	FCT

	health visitors Groundwork currently having 'outreach' sessions to engage with young people, not engaging in activities.	language, motor skills etc.	
Welfare Reform Awareness	FCT can provide advice and guidance and offer support on debt management.	Improvement in money management/ understanding of benefit entitlement.	
Welfare Reform Awareness	Bilborough Library hold individual Welfare Rights sessions, Thursdays & Fridays. Ensure all NAT partners have access to available training.	To support local residents	NCH
Improving Literacy	West 8 Partnership to coordinate with partners who provide literacy activities for adults. Including cake Decorating Courses at Glenbrook Primary School. Portland Primary School run literacy and numeracy courses for parent The Webster Stratton behaviour programme being delivered by Bilborough Children's Centre, for families with children 3-8yrs. Chatter Matters programme starting at Brockelwood Sept'14 Incredible years approach is being delivered at Broxtowe Children's Centre, Phoenix Adventure Playground Bilborough families being referred to this.	Encouraging adults to enjoy books and support their children's enjoyment. To support families with all aspects of life to improve 'life chances'.	West 8 Partnership
	Local Schools attend the local library for sessions to encourage the enjoyment of reading.	Encouraging children to enjoy reading books.	Libraries & Schools
	Homework Club at Bilborough Library up to 10 children at each session Easter Nottingham in Bloom event at the Bilborough library.	Supporting children with their literacy 20 attended	Libraries

		Monthly Book Club for adults at Bilborough Library.	10 adults attend	
		Councillors supporting the Dolly Parton book initiative.	To give children a 'head start' with reading.	
Health	Raising awareness of health	<p>FCT work in partnership with health to provide services within the Children's Centres or can support access to services.</p> <p>FCT activities for children, young people, and their parents/carers include health messages and healthy refreshments. Bilborough Families are referred to: Midwife Clinics Funky Fruit & Veg Group (a healthy awareness group that shows how to cook healthy foods & playing with your child). Weigh & play clinics Physical activities promoted during summer holidays. Happy Little fingers: group for children with disabilities.</p>	<p>Softsmart monitoring demonstrates increase uptake.</p> <p>Case studies demonstrate self assessment of better understanding of health and importance of prevention Including food& nutrition exercise and communication</p>	FCT
	Improve access to health related services in Bilborough	<p>FCT provides cook and eat sessions for parents/carers and their children.</p> <p>FCT are working towards establishing a group of volunteers from the Bilborough ward to support & deliver the core offer</p> <p>The Bilborough Food Bank is now</p>	<p>Session planning will evidence delivery of health messages and services. Monitoring demonstrates good uptake. Increased awareness of health</p> <p>Local people supporting</p>	FCT & NAT partners

	established, supporting people in the Bilborough Ward, run by local volunteers. Up to 10 people weekly accessing it.	other families	
Promote cycling and walking in the ward	TravelRight to work with groups & individuals in the Bilborough Ward to promote physical exercise. Promote activities across the North locality that Bilborough residents may be interested in.	Increase physical health & social & mental well being among all age groups.	TravelRight
Improve access to health related services in Bilborough	Promotion of cancer screening and health matters at events e.g. Information Day 2 nd June	To increase awareness, promote well being and knowledge of services.	NAT Partners Health
Increase engagement	Partners to support engagement & consultation opportunities with local community. Consult older residents & partners on health needs and raise awareness of what activities are available in the area. 'Activity Sheet' produced & distributed locally to local doctors, groups libraries etc. 'Our Place' initiative young people & older people working together. A steering group was established (March'15). Hanover Court hosted the first event. Follow ups being organised.	Support for older people. Will need regular update. To create volunteering & employment opportunities for young people working with older people. Work with Jen Burton and Kate	Partners : FCT/ NCH/ Vol & Com Groups, Groundworks, BEST

		Promote Dementia Training & Cancer Screening.	Fisher to empower people with knowledge and understanding, eliminate fear.	
	Raising educational attainment	FCT will develop with partners a campus approach to adult learning on the Glenbrook/Children's Centre site to provide a pathway to education, training and employment. 'Sing Your Way to School' working on Literacy, numeracy & attendance (at Aspley Children's Centre).	Parents/carers who access the learning opportunities also access other FCT support and activities – increase reach figures. 219 children from Bilborough are registered	FCT
Working	Working Links	BEST & FCT are working with local residents who need support to get 'ready for work'	Increased confidence	FCT, NCH & BEST
	Increase numbers of local volunteers	NCH to Promote 'working links.co.uk' as discussed in NAT.	Families engaging with the programme increasing in confidence and skills to be able to sustain employment.	NAT Partners & local Voluntary organisations
		Community Centres & groups etc to promote volunteering as a way of gaining skills to access work.		
		Launch of Skills2Exchange in April a Timebank for people of all ages to share skills. Help someone else and earn credits to get help. Mini launch at Beechdale Community	Sharing of skills Meeting new people	

		Centre May 13 th 1pm.		
	Promote NCH 'Tenant Academy' for training and involvement opportunities	Bilborough residents are aware of and can access training & courses through the Tenant Academy that will improve skills and competences to work on community projects and increase employability. New Spring courses include Food Safety, Childminding, Facepainting, Painting & Decorating.	NCH tenants take up courses with Tenant Academy.	NCH
	Promote skills & training	Promote 'Our Bilborough' project pilot to support young people and older people to work together. Launched in March'15 More events to follow. Space' Arts Project continues for children & families	To support Young people gain skills and employment meeting the needs of older people. Building confidence and skill	Groundwork, NCC, Hanover Court, BEST, Schools & NAT partners EIP Local primary schools
		NAT to promote citywide initiatives which include: 1) Nottingham Jobs Fund 2) Employer Hub 3) Apprenticeship Hub 4) Local Community Jobs fairs NDO aim to promote through face book	To contribute to citywide targets Reduction in unemployment Improved readiness for work	Economic Development
	Promote TravelRight's Travel Support Offer: Promote one months free travel, public transport or bicycle for residents starting a new job, training course or apprenticeship	All partners understand what the offer is Ensure that employment related and community organisations in the Bilborough Ward are actively referring to the scheme.	Reduce barriers to employment Ensure employment is sustainable Improved readiness for work	

Bilborough Community Engagement Ward Walk

Area/ Estate	Date/ Time	Meeting Point
The Vale Estate Area	Tuesday 2 nd June 10-12	Vale Community Centre
Wigman and Chingford Area	Tuesday 28 th July 10-12	TBC

Community Meetings

Group	Date	Venue
Vale Management Meetings	23 rd April 5-7pm	The Vale Community Centre
Coffee mornings at the Vale	Tuesdays 10.00-12.00	
DADTRA Meetings	13 th April, 11 th May & 8 th June 6.30 – 8.00	Denewood Crescent
Coffee Morning	Wednesday mornings 9.30-11am	
Beechdale AGM	1 st April 10.00 – 12.00	Beechdale Community Centre
Coffee Mornings	Every morning	
Sheila Russell Management Meetings	13 th March & 1 st May	Sheila Russell Community Centre
SupportNet AGM	21 st April 10-12	Bilborough Library Community Centre
Coffee Morning	Tuesdays 10-12	

Bilborough Community Engagement

Events Delivered

Event	Lead Partners	Date/ Time	Venue
Our Bilborough Launch	Groundworks	March 27 th	Hanover Court
Spring in Bloom for adults	Library	March 26 th	Bilborough Library
Bilborough GEM Awards	Bilborough Youth Network	March 26 th	Oakfield School
Meet the Builder	NCH	April 21 st	Strelley Social Club
Skills2Exchange Launch	The Partnership Council	April 23 rd	St John's Church Hall

Future Events and Activities Planned

Event	Lead Partners	Date/ Time	Venue
Skills2Exchange	The Partnership Council	13 th June 1-2pm	Beechdale Community Centre
Ward Information Day	Bilborough Councillors and partners	2 nd June 10-12	Wollaton Vale Community Centre
Our Bilborough Event	Groundworks	June 19 th 11-1pm	Hanover Court

Finance

Ward Councillor Budgets

Total Amount allocated this period £9,011.00

Budget Remaining Unallocated £68,203.80

Area Capital Fund

Total amount committed this period £5,000.00

Total Amount decommitted this period £0

Budget Remaining Unallocated £133,443.00

Others – Section 106

None this period

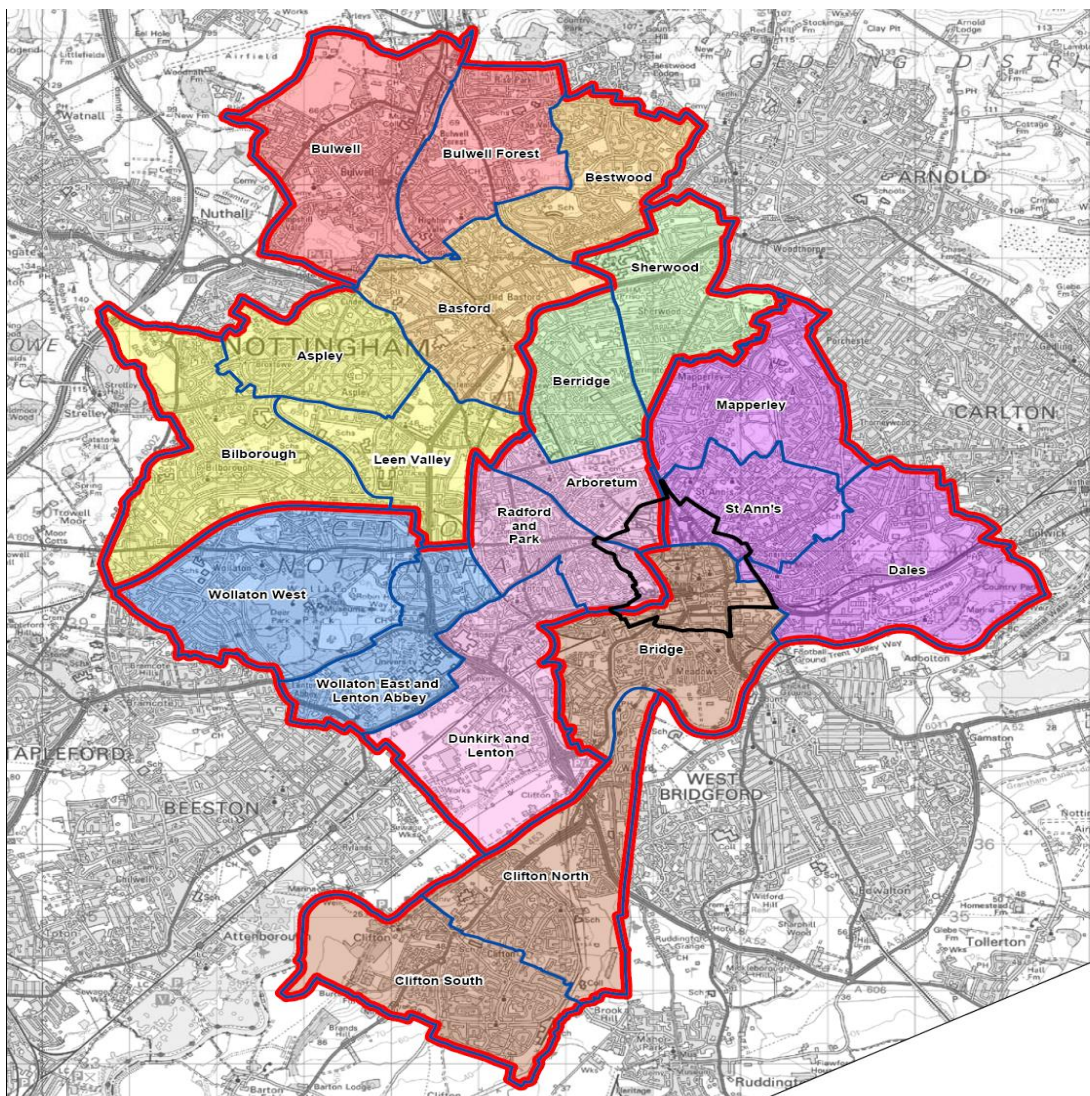
NCH ‘Environmentals’

Total Amount committed this period £0

Budget Remaining £201,279.00

Other Funding

None



Leen Valley

Ward Report

Leen Valley Ward Priorities

Theme	Priorities	Key Actions	Outcome	Lead
Safer	To increase the number of people signed up to and using the Neighbourhood Alert Scheme in the Ward	To use the Neighbourhood Action Teams potential to publicise the Alert Scheme at every engagement opportunity with the public	<p>Increased numbers across the area will ensure more effective crime prevention/engagement</p> <p>Increase in beat statistics over a 6 month period have shown an increase between 162% and 278% across two Beats</p> <p>Improved reporting and communication between Police and community</p>	Broxtowe and Hyson Green Policing
	<p>Utilise the Alert system to increase and promote Neighbourhood Watch schemes throughout the Ward</p> <p>Enable Neighbourhood Watch Co-ordinators to share experiences and learn from one another</p>	<p>Identify active Alert users to approach as potential co-ordinators.</p> <p>Partners involved in the Neighbourhood Action Teams to promote and identify potential coordinators from the community, especially in our unheard sections of the community</p> <p>Create a Neighbourhood Watch Forum</p>	<p>More effective Co-ordinators with a greater coverage of the Ward</p> <p>Neighbourhood Watch will be key to delivering quality community engagement, crime prevention, and give the community the opportunity to help reduce crime and antisocial behaviour</p> <p>More joined up and effective Neighbourhood Watch Schemes</p>	Broxtowe and Hyson Green Policing

	<p>Reduce crime and antisocial behaviour in the Leen Valley Ward. Ensuring this is linked to the concerns and fears of the community in our priority setting process.</p>	<p>To agree suitable priorities through the Neighbourhood Action Team, based on community feedback, through the engagement by all Neighbourhood Action Team agencies. To utilise the Neighbourhood Action Team process to a deliver joint services approach to reduce crime and antisocial behaviour</p>	<p>Problem solving plans will be produced and maintained by the Police. Each plan will evaluate the outcome of the priority. The plans will be 'SMART'. We will ensure the work conducted is fed back into the community</p>	<p>Broxtowe and Hyson Green Policing</p>
	<p>Develop links between the Neighbourhood Action Team process and Schools in the Ward. This would help improve engagement with young people in the area, and ensure the Schools are involved in the local community.</p>	<p>Ensure that links are made between appropriate members of the Neighbourhood Action Team and an identified member of the school staff and the Student Council.</p> <p>Use the stronger links with schools to help young people influence Neighbourhood Action Team priorities and actions in the Ward.</p> <p>Help to establish Student Councils within our Schools. These Councils will then be able to represent the needs of the School and the Young people who attend them. Student Councils will empower the young people in the area to help solve and influence NAT priorities.</p>	<p>Effective engagement/inclusion of the Schools in our area. Empowering young people to be part of the problem solving process in our area will enable us to prevent crime and ensure interventions are relevant to this group of people</p>	

	Fire Prevention	Undertake home safety checks based on risk	Reduced fire risks for vulnerable people	Notts Fire Service
	Reduce speeding cars in the Ward	Identify hotspots using intelligence from partners and the community Hold community 'speedwatch' sessions in places identified. Publicise initiatives to act as a deterrent	Improved awareness of speeding	Police
	Work to reduce school traffic congestion and improve road safety in Kingsbury Drive	Implement key actions identified by the Kingsbury Drive Task Group, amongst which include: <ul style="list-style-type: none"> • Setting up a Park and Stride • Changing parents behaviour • Training Community Protection Officers and other in parking regulations • Intensive parking action at key times • Parent, children and resident education aimed at raising awareness • Consultation on parking and waiting restrictions 	Reduced accident risks, less congestion in a residential area and improved school journeys	Locality Management and Road safety
Neighbourhoods	Improve ways people can get together and access information and services	Support Community groups and organisations to hold events Install notice boards at key locations and develop joint publicity material.	Increased community engagement will enable effective solutions to be found to community problems Improved community relations and uptake of services	Locality Management And Nottingham City Homes

		<p>Seek to establish interest in a Tenants and Residents Association, especially in the Kennington Road and Southwold Estate</p>	<p>Published information on how to access services, local events and community information to keep people informed</p> <p>Enabling community members to work with each other and services to make changes to improve their neighbourhood</p>	
	<p>Target litter, dog fouling and fly tipping hotspots</p>	<p>Promote bulky waste appointment service through Nottingham City Homes and Community events</p> <p>Reduce contaminated bins</p> <p>Encourage residents to use alleys to store bins around Kennington Road and Southwold estates. Obtain keys to gates of alleys to enable this to happen</p> <p>Undertake 3 joint environmental audits with City Services, Community Protection and Nottingham City Homes</p> <p>Joint litter pick with Bluecoat School students</p> <p>Provide publicity enabling people to know how best to report what to</p>	<p>Increased engagement and relationship building will ensure sustainable ways of keeping the area cleaner</p> <p>Reduced confusion and increased reporting</p>	<p>Zarina Khan, Waste Management</p> <p>Nottingham City Homes, City Services and Community Protection</p> <p>Neighbourhood Action Team</p>

		which service		
	Reduce inappropriate all day parking which impacts negatively on the Ward	Consult with community to consider waiting restrictions around Bluecoat	Improved neighbourhoods and increased economic activity	Traffic and Parking
	Improve parking issues around schools and reduce all day parking	Ditto Old Nuthall Road to enable customers to park at local businesses Consultation with community to consider parking restrictions		
Families and Children	Ensure co-ordinated good quality provision for young people based on need	Map the Ward in terms of provision, partners, needs, young people's priorities, inequalities and existing usage	Better picture of need and provision will enable gap analysis and identifying priorities for future work	Children and Families Team
	Improve play and youth facilities and provision	Create a youth forum network for the Ward Signpost to activities close to ward boundaries Create 1 weekly play session in a local venue Create 1 weekly youth session in a local venue	Joined up work, shared best practise, efficient use of resources Leen Valley Young people know where to go; result in increased attendance Positive activities available for young people and reduced crime	

	Ensuring safeguarding and early interventions issues are addressed and improved	<p>Ensure physically active pursuits are included in the provision</p> <p>Ensure NAT Team have awareness to make referrals</p>	<p>Positive impact on health including obesity and mental health</p> <p>Families are given the support they need at the time they need it</p>	
Health	<p>Reduce Cardio-Vascular Disease Raise Awareness of lifestyle risk factors</p> <p>Develop greater understanding of health needs and usage in Leen Valley Ward</p> <p>Increase physical activity Increase the uptake of cycling in the Ward</p>	<p>To recruit local people to the 'Changemaker' programme and to volunteer on the 'Changemaker' programme</p> <p>Signpost to free health activities e.g. slimming world and 'Go for it'.</p> <p>Distribute signposting booklet</p> <p>Conduct survey to determine this</p> <p>Set up guided walks to raise awareness of the ward and its visually attractive spots</p>	<p>Reduced deaths and illness. Improved early detection</p> <p>Increased volunteering in the Ward</p> <p>Survey will inform future development of priorities</p> <p>Improved physical, social and mental health</p>	<p>Health</p> <p>Travelright</p>

		<p>Develop cycle training</p> <p>Conduct a cycling and audit to determine barriers to cycling</p> <p>Explore placing cycle locking facilities in the most appropriate place based on the results of the audit</p> <p>Determine interest in a bike maintenance course in the Ward; hold course if enough people interested</p>	<p>More inclusive and greater numbers of people with confidence and skill to cycle</p> <p>Understanding of barriers will enable effective design of interventions to remove them</p> <p>Safe storage will remove a barrier to cycling</p> <p>Increased affordability of cycling and empowered by new skill</p>	
Working	<p>Provide opportunities to develop skills for work by engaging in volunteering and community activities</p> <p>Improve access to jobs and training</p> <p>Ensure transport</p>	<p>Support voluntary sector agencies in Leen Valley and assist them in promoting and recruiting volunteers from the local Community</p> <p>Signpost Residents to voluntary sector agencies</p> <p>Active recruitment of volunteers to the 'Changemaker' programme Work with Employment and Skills to ensure they link to Leen Valley Events</p> <p>Conduct a travel infrastructure audit</p>	<p>Improved readiness for work</p> <p>More people in volunteering Reduced unemployment of local people</p> <p>Removal of barrier to work</p>	<p>NCC</p> <p>Travelright NCC</p>

	<p>infrastructure supports access to work Raise awareness of jobs available and support to apply for them</p> <p>Promote employer awareness of apprenticeship scheme and support available to recruit local people</p>	<p>of the Ward to ensure transport to potential working venues is good</p> <p>Provide bikes on loan to people who need them for work</p> <p>Link closely to employment agencies, invite to events, signpost residents to them</p> <p>Work with apprentice hub to target employers in the ward and sell the benefits of the scheme</p>	<p>Reduced unemployment</p> <p>More apprentices recruited to local employers</p>	<p>Employment Hub</p>
--	--	---	--	-----------------------

Leen Valley Community Engagement

Events Delivered

Event	Lead Partners	Date/Time	Venue
Beechdale Local Action Group	Locality Management	18 th March	Bluecoat Academy, Aspley Campus
Kennington and Southwold School Hanging Basket Workshop	Housing, Locality Management and Southwold School	5 th June	Southwold School

Page 113

Community Meetings

Group	Date	Venue
New Whitemore Tenants and Residents Meeting	31 st March – 2.00 pm	Nayburn Court

Future Events and Activities Planned

Event	Lead Partners	Date/ Time	Venue
Beechdale Local Action Group	Locality Management	24.06.15 – 6.00 – 8.30pm	Bluecoat Academy, Aspley Lane
Ward Walk	Locality Management	19 th June – 4.00 pm	To be confirmed
Ward Walk	Locality Management	3 rd July – 4.00 pm	To be confirmed

Finance

Ward Councillor Budgets

Total Amount allocated this period £12,000

Total amount committed this period £2,555

Budget Remaining Unallocated £33,292

Area Capital Fund

Total Amount allocated this period £6,305

Budget Remaining Unallocated £66,641 (2015-2016)

Others – Section 106

None this period

NCH ‘Environmentals’

Total Amount Committed £0

Budget Remaining Unallocated

Other Funding

None

SUMMARY PERFORMANCE REPORT

AREA 3 : Quarter 4

Aspley, Bilborough and Leen Valley

Page 116

Area Total	Category	Qtr 1				Qtr 2				Qtr 3				Qtr 4				Year Total			
		2013-14	2014-15	Volume +/-	% Change	2013-14	2014-15	Volume +/-	% Change	2013-14	2014-15	Volume +/-	% Change	2013-14	2014-15	Volume +/-	% Change	2013-14	2014-15	Volume +/-	% Change
Area Committee 3	Criminal Damage	166	136	-30	-18%	161	146	-15	-9%	143	146	3	2%	118	121	3	3%	588	549	-39	-7%
	Theft	182	188	6	3%	195	136	-59	-30%	122	182	60	49%	126	166	40	32%	625	672	47	8%
	Violence	262	214	-48	-18%	211	246	35	17%	198	229	31	16%	181	181	0	0%	852	870	18	2%
	Dwelling Burglary	85	60	-25	-29%	87	65	-22	-25%	73	57	-16	-22%	95	52	-43	-45%	340	234	-106	-31%
	All Crime	979	851	-128	-13%	956	868	-88	-9%	799	881	82	10%	803	793	-10	-1%	3537	3393	-144	-4%
	ASB	523	674	151	29%	641	722	81	13%	461	450	-11	-2%	511	455	-56	-11%	2136	2301	165	8%
	Deliberate Fires	30	26	-4	-13%	34	27	-7	-21%	15	9	-6	-40%	8	14	6	75%	87	76	-11	-13%
	Cleanliness Score	86	87	1	1%	85	87	3	3%	89	87	-2	-2%	94	89	-5	-5%	88	87	-1	-1%
	Graffiti (reactive)	14	5	-9	-64%	18	8	-10	-56%	20	8	-12	-60%	16	8	-8	-50%	68	29	-39	-57%
	Fly-Tipping (reactive)	97	75	-22	-23%	120	94	-26	-22%	88	64	-24	-27%	86	39	-47	-55%	391	272	-119	-30%
Dog Fouling (reactive)	45	43	-2	-4%	49	38	-11	-22%	63	74	11	17%	91	105	14	15%	248	260	12	5%	
Unemployment	6895	5279	-1616	-23%	6147	4626	-1521	-25%	5680	4293	-1387	-24%	5779	4336	-1443	-25%	24501	18534	-5967	-24%	

Ward	Category	Qtr 1				Qtr 2				Qtr 3				Qtr 4				Year Total			
		2013-14	2014-15	Volume +/-	% Change	2013-14	2014-15	Volume +/-	% Change	2013-14	2014-15	Volume +/-	% Change	2013-14	2014-15	Volume +/-	% Change	2013-14	2014-15	Volume +/-	% Change
Aspley	Criminal Damage	67	66	-1	-1%	67	65	-2	-3%	73	75	2	3%	54	42	-12	-22%	261	248	-13	-5%
	Theft	71	76	5	7%	80	45	-35	-44%	53	82	29	55%	56	76	20	36%	260	279	19	7%
	Violence	130	103	-27	-21%	102	113	11	11%	98	100	2	2%	79	73	-6	-8%	409	389	-20	-5%
	Dwelling Burglary	30	19	-11	-37%	37	27	-10	-27%	29	15	-14	-48%	33	21	-12	-36%	129	82	-47	-36%
	All Crime	418	370	-48	-11%	415	382	-33	-8%	363	381	18	5%	329	319	-10	-3%	1525	1452	-73	-5%
	ASB	245	283	38	16%	283	302	19	7%	178	189	11	6%	205	176	-29	-14%	911	950	39	4%
	Deliberate Fires	15	13	-2	-13%	17	15	-2	-12%	6	3	-3	-50%	3	4	1	33%	41	35	-6	-15%
	Cleanliness Score	88	84	-4	-5%	84	87	3	4%	86	85	-1	-2%	93	88	-5	-5%	88	86	-2	-2%
	Graffiti (reactive)	8	1	-7	-88%	12	0	-12	-100%	4	3	-1	-25%	7	0	-7	-100%	31	4	-27	-87%
	Fly-Tipping (reactive)	59	37	-22	-37%	60	37	-23	-38%	45	12	-33	-73%	33	13	-20	-61%	197	99	-98	-50%
Dog Fouling (reactive)	19	18	-1	-5%	19	18	-1	-5%	28	23	-5	-18%	37	26	-11	-30%	103	85	-18	-17%	
Unemployment	3579	2724	-855	-24%	3218	2390	-828	-26%	2936	2249	-687	-23%	3001	2285	-716	-24%	12734	9648	-3086	-24%	

Ward	Category	Qtr 1				Qtr 2				Qtr 3				Qtr 4				Year Total			
		2013-14	2014-15	Volume +/-	% Change	2013-14	2014-15	Volume +/-	% Change	2013-14	2014-15	Volume +/-	% Change	2013-14	2014-15	Volume +/-	% Change	2013-14	2014-15	Volume +/-	% Change
Bilborough	Criminal Damage	61	48	-13	-21%	63	63	0	0%	45	45	0	0%	44	43	-1	-2%	213	199	-14	-7%
	Theft	51	54	3	6%	65	38	-27	-42%	40	43	3	8%	36	53	17	47%	192	188	-4	-2%
	Violence	88	73	-15	-17%	70	89	19	27%	70	85	15	21%	69	75	6	9%	297	322	25	8%
	Dwelling Burglary	34	22	-12	-35%	30	27	-3	-10%	26	22	-4	-15%	42	16	-26	-62%	132	87	-45	-34%
	All Crime	351	296	-55	-16%	326	315	-11	-3%	275	294	19	7%	305	286	-19	-6%	1257	1191	-66	-5%
	ASB	194	282	88	45%	251	296	45	18%	166	182	16	10%	198	194	-4	-2%	809	954	145	18%
	Deliberate Fires	5	11	6	120%	9	5	-4	-44%	6	0	-6	-100%	2	6	4	200%	22	22	0	0%
Average Quarterly Score	Cleanliness Score	86	85	-2	-2%	87	87	1	1%	87	86	-1	-1%	95	89	-7	-7%	89	87	-2	-2%
	Graffiti (reactive)	0	3	3	#DIV/0!	4	8	4	100%	14	4	-10	-71%	5	3	-2	-40%	23	18	-5	-22%
	Fly-Tipping (reactive)	26	31	5	19%	43	47	4	9%	33	17	-16	-48%	29	8	-21	-72%	131	103	-28	-21%
	Dog Fouling (reactive)	18	15	-3	-17%	21	14	-7	-33%	27	32	5	19%	39	54	15	38%	105	115	10	10%
	Unemployment	2325	1838	-487	-21%	2060	1570	-490	-24%	1922	1410	-512	-27%	1979	1407	-572	-29%	8286	6225	-2061	-25%

Ward	Category	Qtr 1				Qtr 2				Qtr 3				Qtr 4				Year Total			
		2013-14	2014-15	Volume +/-	% Change	2013-14	2014-15	Volume +/-	% Change	2013-14	2014-15	Volume +/-	% Change	2013-14	2014-15	Volume +/-	% Change	2013-14	2014-15	Volume +/-	% Change
Leen Valley	Criminal Damage	38	22	-16	-42%	31	18	-13	-42%	25	26	1	4%	20	36	16	80%	114	102	-12	-11%
	Theft	60	58	-2	-3%	50	53	3	6%	29	57	28	97%	34	37	3	9%	173	205	32	18%
	Violence	44	38	-6	-14%	39	44	5	13%	30	44	14	47%	33	33	0	0%	146	159	13	9%
	Dwelling Burglary	21	19	-2	-10%	20	11	-9	-45%	18	20	2	11%	20	15	-5	-25%	79	65	-14	-18%
	All Crime	210	185	-25	-12%	215	171	-44	-20%	161	206	45	28%	169	188	19	11%	755	750	-5	-1%
	ASB	84	109	25	30%	107	124	17	16%	117	79	-38	-32%	108	85	-23	-21%	416	397	-19	-5%
	Deliberate Fires	10	2	-8	-80%	8	7	-1	-13%	3	6	3	100%	3	4	1	33%	24	19	-5	-21%
Average Quarterly Score	Cleanliness Score	84	92	8	10%	84	88	4	5%	92	89	-3	-3%	93	89	-3	-4%	88	90	1	2%
	Graffiti (reactive)	6	1	-5	-83%	2	0	-2	-100%	2	1	-1	-50%	4	5	1	25%	14	7	-7	-50%
	Fly-Tipping (reactive)	12	7	-5	-42%	17	10	-7	-41%	10	35	25	250%	24	18	-6	-25%	63	70	7	11%
	Dog Fouling (reactive)	8	10	2	25%	9	6	-3	-33%	8	19	11	138%	15	25	10	67%	40	60	20	50%
	Unemployment	991	717	-274	-28%	869	666	-203	-23%	822	634	-188	-23%	799	644	-155	-19%	3481	2661	-820	-24%

This page is intentionally left blank

WEST AREA COMMITTEE 17TH JUNE 2015

Title of paper:	WARD COUNCILLOR ALLOCATIONS/DELEGATED AUTHORITY PROJECTS	
Director(s)/ Corporate Director(s):	Andy Vaughan, Director of Neighbourhood Services	Wards affected: Aspley, Bilborough and Leen Valley
Report author(s) and contact details:	Deborah Wilson, Neighbourhood Development Officer, Leen Valley 0115 8833741 deborah.wilson@nottinghamcity.gov.uk	
Other colleagues who have provided input:	Anita Winter Senior Accounts Technician anita.winter@nottinghamcity.gov.uk 0115 8763714 Julianne Christou, Neighbourhood Development Officer, Bilborough 0115 88 33739 julianne.christou@nottinghamcity.gov.uk ; Sioban Campbell, Neighbourhood Development Officer, Aspley 0115 88 33738 sioban.campbell@nottinghamcity.gov.uk	
Date of consultation with Portfolio Holder(s) (if relevant)	Not relevant	
Relevant Council Plan Strategic Priority:		
Cutting unemployment by a quarter		<input checked="" type="checkbox"/>
Cut crime and anti-social behaviour		<input checked="" type="checkbox"/>
Ensure more school leavers get a job, training or further education than any other City		<input checked="" type="checkbox"/>
Your neighbourhood as clean as the City Centre		<input checked="" type="checkbox"/>
Help keep your energy bills down		<input checked="" type="checkbox"/>
Good access to public transport		<input checked="" type="checkbox"/>
Nottingham has a good mix of housing		<input checked="" type="checkbox"/>
Nottingham is a good place to do business, invest and create jobs		<input checked="" type="checkbox"/>
Nottingham offers a wide range of leisure activities, parks and sporting events		<input checked="" type="checkbox"/>
Support early intervention activities		<input checked="" type="checkbox"/>
Deliver effective, value for money services to our citizens		<input checked="" type="checkbox"/>
Summary of issues (including benefits to citizens/service users):		
This report advises the Area Committee of the use of Delegated Authority by the Director of Neighbourhood Services.		
Recommendation(s):		
1	That the Area Committee note the actions agreed by the Director of Neighbourhood Services in respect of projects and schemes within West Area, detailed in Appendix A and the new Ward Councillor Budget Allocation for 2015/2016.	

2. REASONS FOR RECOMMENDATIONS

- 2.1 Records detailing Members spending decisions and consultation are shown in the attached Appendix. In accordance with the Constitution the Area Committee is required to note spending decisions taken by Ward Members.
- 2.2 All Councillors in the Aspley, Bilborough and Leen Valley Wards have received an allocation of £5000 each for 2015/2106.

3. BACKGROUND (INCLUDING OUTCOMES OF CONSULTATION)

- 3.1 This action follows the arrangements established by the Executive Board to allow for spending approvals through individual Members' budget allocations.

4. OTHER OPTIONS CONSIDERED IN MAKING RECOMMENDATIONS

- 4.1 None

5. FINANCIAL IMPLICATIONS (INCLUDING VALUE FOR MONEY/VAT)

- 5.1 Members had an individual allocation for 2015/2016 of £5000 each. Arrangements agreed by Executive Board for spending the money are reported at this Committee.

6. RISK MANAGEMENT ISSUES (INCLUDING LEGAL IMPLICATIONS AND CRIME AND DISORDER ACT IMPLICATIONS)

- 6.1 These arrangements provide transparency and regulation to the spending of individual Member's allocation.
- 6.2 The funds allocated by Area Committee are used to address diverse needs from various sections of the community and reduce inequalities.

7. EQUALITY IMPACT ASSESSMENT

Has the equality impact been assessed?	<input type="checkbox"/>
Not needed (report does not contain proposals or financial decisions)	<input type="checkbox"/>
No - Individual Councillors make decisions about their allocations and many groups funded seek to reduce inequalities	<input checked="" type="checkbox"/>
Due regard should be given to the equality implications identified in the EIA.	<input type="checkbox"/>

8. LIST OF BACKGROUND PAPERS OTHER THAN PUBLISHED WORKS OR THOSE DISCLOSING CONFIDENTIAL OR EXEMPT INFORMATION

- 8.1 Delegated authority for each scheme listed in Appendix A is held by the Committee Section.

9. PUBLISHED DOCUMENTS REFERRED TO IN COMPILING THIS REPORT

Executive Board – 20th May 2008 – Ward Member Budgets.

Aspley Ward Cllr Delegated Authority, February – June 2015

Councillor Chapman
 Councillor Unczur
 Councillor McCulloch

Project/Group	Amount	
Ambleside Summer Carnival	£750.00	Committed
Aspley Communities Taking Control	£1,000.00	Committed
Aspley Schools Out Programme	£250.00	Committed
Minver Sports Centre Kitchen	£250.00	Committed
Sixways Community Centre - Unity Football	£780.00	Committed
West 8 Partnership Holiday Club contribution	£1,688.00	Committed
TOTAL	£4,718.00	

Unspent Cllr Balance Brought c/fw 2015	£16,818.93
Cllr Budget Allocated 14/15	£15,000.00
Total available allocation 2014/15	£31,818.93

Committed Funds this period	£4,718.00
-----------------------------	-----------

Remaining Balance	£27,100.93
--------------------------	-------------------

Bilborough Ward Councillor Delegated Authority
February 2015 - June 2015

Councillor Smith
 Councillor Watson
 Councillor Wood

Project/Group	Amount	Status
113 th Wollaton Grange Scout Group	£1,400	Complete
Dolly Parton Imagination Library	£3,000	Committed
Healthy Easter Fun Day	£430	Committed
West 8 Partnership Holiday Club	£3,375	Committed
Bilborough Fest	£410	Committed
Strelley Village Green Fun Day	£396	Committed

Total **£9,011**

Remaining Balance brought forward	£62,214.80
Cllr Budget Allocated 15/16	£15,000
Total available	£77,214.80
Allocated Funds including Committed	£9,011
Remaining Balance	£68,203.80

**Leen Valley Ward Councillor Delegated
Authority
February 2015 – June 2015**

Councillor Jenkins

Councillor Saghir

Project	Amount	Status
New Whitemore Tenants and Residents Association Greening improvements	£500.00	Complete
New Whitemore Baptist Church safety improvements	£500.00	Complete
Salvation Army After School Club	£500.00	Complete
The Vine Security Camera	£500.00	Complete
Match Funding for Wren bid	£10,000	Complete
Local Issues Fund Top up 2	£1500	Complete
Environmental Issues Fund Top up 2	£1500	Complete
West 8 Partnership Holiday Club	£495.00	Committed
Moorfield Allotment Improvements – Phase 2	£700.00	Committed
Fence to secure New Aspley Garden Fence	£1000	Committed
Bollards to improve security at Melbourne Road Allotments	£360	Committed

TOTAL

£17,555

Remaining balance brought forward	£48,286.76
Cllr Budget Allocation 15/16	£10,000
Total available	£58,286.76
Allocated Funds – including Committed	£17,555
Remaining Balance	£40,731.76

This page is intentionally left blank